



Sales Manual 2022

Gross list, valid as of October 1, 2021

Sales Manual 2022

The 2022 Sales Manual is valid as of October 1, 2021, at which time all previous lists become invalid.
This Sales Manual contains no prices. The numbers represent euro-based points, which can be added together. At the request of many customers, these numbers have been calculated using a new factor. The new factor is equivalent to **1.46**. Prices do not include installation costs.

Kitchen block quotations can only be completed with this Sales Manual and no other lists.

All rights to technical alterations, delivery possibilities, errors and printing-related colour deviations are reserved. All furnishing examples are non-binding.

Delivery Information

For information about our delivery times and route scheduling please contact our Shipping Department at the following phone number:
+49 52 46 - 508 120.

Direct Service



For the quickest help please contact our direct service on the telephone number
+49 52 46 - 508 888.

Extranet Service

Customers can access all important information 24 hours a day using the Extranet: electronic order confirmation, delivery times and appointments, training times, product news and much more – up-to-date and pertinent. You don't have access yet? Then, simply register at www.nobilia.de under **LOGIN**.

IDM-Format

The data contained in this Sales Manual is available for computer-aided kitchen planning in IDM format and can be requested by all kitchen planning system suppliers at the following email: idm_katalog@nobilia.de.



Ordering correctly

Necessary Order Information

Complete and accurate data is absolutely necessary for the processing and production of your order, since an accurate and clear order allows us to immediately begin processing your order without time-consuming enquiries.

For this reason, your order must contain the following information:

- Range name and front number
- Handle number
- Drill pattern number
- Carcase colour number
- Plinth height and colour (if not specified, the standard plinth height of 150 mm will be supplied)
- Worktop design / décor
- Worktop edge design / edge colour
- Worktop sketch with dimensions and indication of tongue and groove joints
- Design of the worktop outer corner (for APD): square or round
- Upright / top shelf design including the colour number and upright thickness / Upright panel floor seal colour
- Shelf colours
- Glass design and / or colour
- Roll-up front colour
- Cornice profile / light pelmet profile including colour for each
- Order number and / or abbreviation
- Manufacturer information and built-in appliance model identification
- Kitchen block number (for kitchen block orders)
- Layout sketch with dimension information in 1:20 ratio
- Please draw / write any special productions in the centre of the layout sketch

Digital sales manual

Convenient and practical

This sales manual is also available to you as a digital version in a PDF format. The PDF contains practical bookmarks for each chapter. You can also use the search function (CTRL + F) to quickly and conveniently find item numbers, abbreviations or individual terms. If you want, you can also add your own bookmarks.

The digital sales manual is available for download in the Extranet.

The QR code will take you directly to our download portal with the current sales manual.



Domain FTP access: extranet.nobilia.de

Internet access:
https://extranet.nobilia.de/index.php?catalog=/download_portal

Login: vkh2022_en
Password: LPyISOtk



**Authorised member of the
registered marketing association
"A30 Mile of Kitchens"**

Quality and Environment

Quality, energy and environment management is an essential element of our company policy, and is in line with the standards DIN EN ISO 9001, 14001 and 50001.



QM, UM & EM

In April 2021, the certificates for our quality management system according to DIN EN ISO 9001:2015, the environmental management system DIN EN ISO 14001:2015, and the energy management system DIN EN ISO 50001:2011 were reconfirmed after passing a monitoring audit. DIN EN ISO 9001:2015 is concerned with customer focus and process quality with regard to product and design requirements as well as satisfaction. DIN EN ISO 14001:2015 is the certification standard of environmental management systems recognised worldwide. In conjunction with energy management, the DIN EN ISO 50001:2011 certifies the company's energy-reducing measures.



GS

The GS-Möbelprüfinstitut (furniture quality testing institute) of TÜV Rheinland has subjected the ranges of this collection to safety inspections. As a result of this inspection, we were awarded the GS seal certifying that the requirements with regard to operating convenience, load capacity, material consistency and safety have been met in full.



Goldenes M

The DGM Deutsche Gütegemeinschaft Möbel - (German furniture quality seal) have tested nobilia in accordance with RAL-GZ 430. Following this test, nobilia was awarded the RAL quality seal, the "Golden M". This ensures that each kitchen leaving our factory complies with up-to-date standards and quality requirements of the market.

"Furniture made in Germany"

Since August 1, 2020 end consumers have discovered a new label on the market, which gives them information about furniture quality: "Furniture Made in Germany" is the geographical origin mark in accordance with RAL-RG 0191, which labels German-made furniture that meets verifiable, strictly defined criteria. As often before, nobilia is once again among the first kitchen furniture manufacturers to be distinguished with the new "Made in Germany" label.



Blauer Engel

nobilia has always been among the trailblazers when it comes to matters of quality and sustainability. Many nobilia product ranges are therefore labelled with the "Blauer Engel" (blue angel eco label), the official eco label of the German government. This label identifies products in the nobilia product range which meet particularly high standards for environmental and health protection as well as consumer protection. Among kitchen furniture manufacturers, nobilia is the first and only one to date to receive this certificate for numerous product ranges.

"Der Blaue Engel" (the blue angel eco-label) was awarded to the following ranges:

Chalet 977, Easytouch 945, Fashion 406, Flash 648, Focus 312, Inline 526, Inox 808, Laser 615, Lux 555, Nordic 497, Pura 917, Riva 371, Speed 351, StoneArt 566, Structura 382, Sylt 706, Touch 317 and York 985.

"TSCA Title VI compliant / CARB 2"

For the manufacture of its furniture nobilia uses only derived timber products which meet the stringent U.S. EPA Formaldehyde Emissions Standard of the TSCA Title VI Toxic Substances Control Act. With this step, our company fulfils the American requirements - in effect since June 1, 2018 - for the further reduction of formaldehyde emissions from derived timber products. The maximum permissible values from TSCA Title VI correspond to the CARB2 (California Air Resources Board) "standard from California. The furniture is labelled with the information "TSCA Title VI compliant."



PEFC

The company is certified in accordance with the PEFC. The certification permits nobilia to use wood for kitchen furniture production that comes from sustainably managed forests and other managed sources. PEFC = Programme for the Endorsement of Forest Certification Schemes.

Emission Class DGM:

The furniture in this collection was awarded the emissions label of the Deutschen Gütegemeinschaft Möbel e.V. (The German Association of Quality Furniture) with the highest emissions class of A in accordance with the award requirements.



DGM climate agreement

nobilia was the first kitchen manufacturer to join the "climate agreement for the furniture industry" when the DGM – Deutsche Gütegemeinschaft Möbel (German furniture quality control association) established it. This action underscores yet again nobilia's sense of responsibility for the environment and the climate objectives of the German government as well as those of the United Nations. The DGM climate agreement is based on the calculation of a company's CO2 footprint. This footprint is continually analysed in cooperation with an environmental protection consultant.


Comparison of offers

Price Index

The price index has been based on a standard corner kitchen without any electrical appliances. The price comparison contains neither accessory components, sinks, cornice panels nor light pelmets. Using Price Group 4 with a price index of 100, the relationship between the various price groups will be apparent. The multiples are subject to change and without obligation for a genuine price comparison. They are merely intended as supporting values to enable a quick price comparison for quotation purposes.

83,9 PG 1	86,9 PG 2	94,7 PG 3	100,0 PG 4	105,0 PG 5	109,3 PG 6	117,9 PG 7	120,0 PG 8	122,2 PG 9	138,4 PG 10
--------------	--------------	--------------	---------------	---------------	---------------	---------------	---------------	---------------	----------------

Block Pricing Method 2022

- The nobilia kitchen block pricing rule is divided into 3 pricing groups:
 - 1.1. Furniture, including the LINE N range of handleless kitchens as well as bathroom units, including worktops and worktop processing
 - 1.2. Electrical appliances, sinks and mixing taps
 - 1.3. Accessories, hand basins and hand basins taps
- All items within a merchandise group can be offset in value against one another.
- Offsetting between different merchandise groups is not permitted.
- The block price may not be undervalued e.g., minimum prices resulting from exchange within a merchandise group will not be reimbursed.
- Special accessories for electrical appliances and sinks cannot be offset. For your information the respective units are identified throughout the Sales Manual. 
- Only one kitchen block can be used per commission.
- Exception: To ensure a precision fit with elaborate glass niche cladding designs or quartz designs, the tried and proven approach is to place the order after the kitchen installation has been completed. In this exceptional case it is permitted – with provision of the first OC - to invoice an additional kitchen block.
- Only one accessories set per commission and per kitchen block can be ordered as a supplement.
- Only one commission or kitchen design per work order.
- It is not possible to invoice several commissions as a kitchen block.



B703021



B703387



B703389



B703309



Sensys – The hinge with perfect cushioning and consummate design.

Our kitchens are standard equipped with Sensys hinges. Sensys represents the newest generation of hinge technology: The cushioning is invisibly integrated in the hinge. An innovation, which meets the highest standards in comfort and functionality. The doors close with just a light movement of your hand – smoothly and noiselessly. The uniquely large self-closing device available upwards of approx. 35°, Sensys provides an exclusive closing experience.

Award-Winning Hinge and Mounting Plate Design

- Discreet lines
- Edges and radii perfectly coordinated
- Concealed release tab
- High quality, no visible plastic components in hinge cup




Closing Comfort with Ease

- Doors close in a smooth motion at the flick of the wrist.
- Unique, automatic self-closing device ensures secure closure upwards of an angle of 35°
- Sensys always closes reliably and maintains the unique large self-closing angle while providing cushioning for doors of varying sizes and weights

Reliable Quality

- Outstanding noise damping effect and long service life, tested over 80,000 cycles
- Total functional capability within a temperature range between 5°C and 40°C
- Tested for moisture and corrosion resistance
- Thanks to condensation water testing, the Sensys hinge is suitable for counties with high humidity
- Thanks to temperature testing also ideal for use in both warmer and cooler climates



Design Perfection, Also in the Look of the Front

- Minimal gaps even on thick doors with small radii
- Perfect gap pattern due to:
 - Direct depth adjustment
 - Optimised height and depth adjustments

Easy Assembly

- Quick mounting due to snap-on technology
- Removal without tools using slight pressure from your finger
- Ergonomic movement of release tab and hinge



reddot award 2014
winner



product
design award

2014




Profi⁺ "When quality becomes an unforgettable experience."



One-of-a-kind motion comfort

- Effortless and quiet motion thanks to the unique prism principle
- Even and seamless motion of the guide profiles due to synchronous guidance
- Optimally coordinated cushioning and closure comfort
- New cushioning system with outstanding characteristics
- High degree of opening comfort due to pull-outs and drawers that open with very little effort, even in handle-less kitchens



Diverse equipment options


- Harmonious, high quality, timeless design with a double-coating in silver finish
- The pull-outs come with a railing as standard
- A glass side panel is available for a surcharge.
- A metal side panel is also available for a surcharge.
- If side panelling is ordered on internal pull-outs, the front panel is supplied standard in a glass design.

Exceptional stability

- Drawers of all widths and depths have a load capacity of 30 kg.
- The pull-outs have the following load-bearing capacities, depending on their width and depth:

Pull-out depth	Width in cm			
	>=60	80-90	100	120
27 cm	30 kg	30 kg	30 kg	30 kg
40 cm	30 kg	40 kg	40 kg	40 kg
50 cm	30 kg	45 kg	55 kg	65 kg

- The unique prism principle guarantees maximum lateral stability - even for wide pull-outs
- Optimum load distribution due to the prism principle and synchronous guidance
- Low sag values
- Sturdy connection between panel, rear panel and frame
- Secure connection between drawers and guides



Comfortable assembly and adjustment

- Tool-less removal and assembly of the panels
- Quick and easy front panel adjustment
- Adjustment elements are clearly arranged and easy to reach with clear identification and audible feedback



AVENTOS - increased freedom of movement, greater variety

The AVENTOS flap system brings increased freedom of movement to the wall unit. Even large and heavy flaps move easily. AVENTOS is especially practical because the freedom of movement and headroom of the kitchen user is maintained at all times. Independent of the momentum, all AVENTOS flaps always close gently and quietly.

With SERVO-DRIVE, the electric motion support system, swivel flap doors and folding/lifting doors can be opened with the slightest touch, and closed again by pressing once on the easy-to-reach switch inside the carcass. The Servo-Drive equipment is optionally available for a surcharge.



Flap

- Ideal for medium to small flaps on wall, dresser, and tall units.
- Due to the movement of the flap door, there is a minimal space requirement at the top
- Available in carcass heights of 360 mm
- Opening angle: 107°



Folding/lifting door

- Ideal for high wall units
- Easy-to-reach handle, even with the flap open
- Thanks to the split front, it requires little space even with larger carcass heights
- The intermediate hinge prevents fingers from getting pinched
- Available in carcass heights of 720 mm and 792 mm
- Available optionally equipped with Servo-Drive (MP-SD) for a surcharge



Swivel flap door

- Ideal for large, one-piece fronts
- Small space requirement due to swivel motion
- Available in 720 mm carcass height
- Available optionally equipped with Servo-drive (MP-SD) for a surcharge

Lifting door in tall unit

- Ideal for planning microwaves behind lifting doors. The aperture behind the lifting door can accommodate a microwave of max. 370 mm height and 510 mm width.
- Ideal for tall units beneath other fronts
- Easy access to stored goods
- Available product range in all highboard and tall unit heights.



Flexible height system for made-to-measure kitchens

Flexibility, individuality and storage space are at the very top of kitchen buyers' wish lists.

Our height system with three fully-fledged base unit heights and one mini height offers flexible adaptation of the kitchen plan to the kitchen user's requirements, thanks to the combination with worktops and plinth panels of various heights.

In addition, we offer an ergonomically optimised activity height for a variety of activities, such as meal preparation, cooking and washing dishes. Four different plinth heights and three worktop heights make this individual fine-tuning possible.



One for all

Thanks to our selection of base unit heights, we offer various options for individual adaptation of a kitchen to ergonomic and storage space considerations. To make this work, the three heights **Standard / XL / Maxi** are available in a comparable range of products.


To simplify planning, only the final character of the abbreviations differs:

Base units	U* / U*-X / U*-M
Cooker housing units	HU* / HU*-X / HU*-M
Hot plate units	K* / K*-X / K*-M



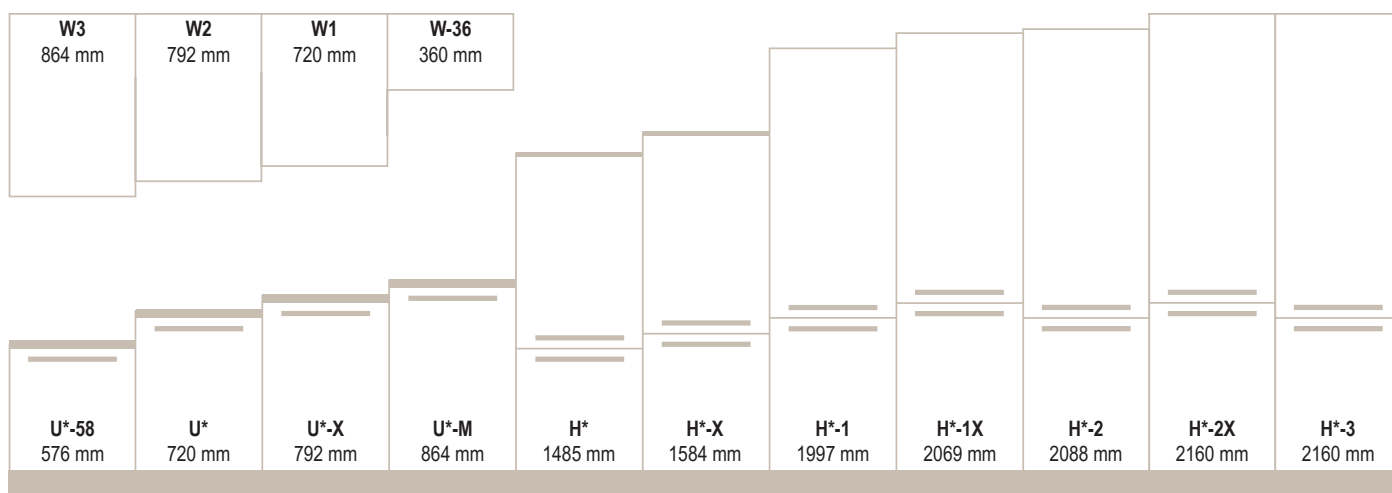
A functional distinctive mark: the 141 mm high drawer.

Our drawer size offers plenty of space, even for storing large kitchen utensils. Even the soup ladle and egg whisk have found a place here and are ready at hand when you need them.



Front divisions and system heights

Versatile design options thanks to perfectly coordinated unit heights.
For continuous planning with harmonious lines.



Our front divisions are designed for continuity and practical use.
They offer the best conditions for planning a kitchen based on a variety of requirements. The most important criteria is an ideal activity height.
The 141 mm high drawer defines the line layout and is the measure of all things.


STANDARD – carcass height 72 cm

- Possible working height 80.6 - 95.8 cm
- Recommended body height from approx. 150 cm

Classic – 5 stage grid



LINE N




XL – carcass height 79.2 cm

- Possible working height 87.8 - 103 cm
- Recommended body height from approx. 170 cm



LINE N



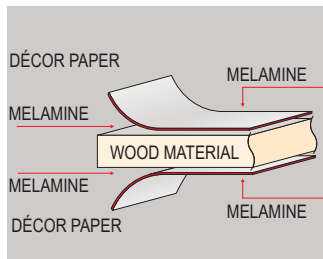
MAXI – carcass height 86.4 cm

- Possible working height 95 - 110.2 cm
- Recommended body height from approx. 180 cm

Classic – 6 stage grid

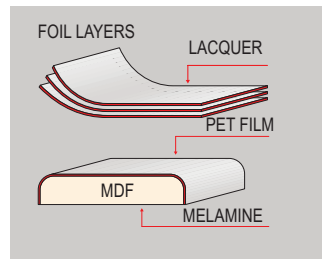


Front materials



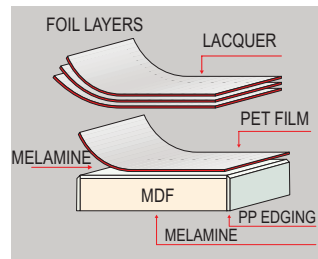
Melamine direct coated

- Optimal for kitchen furniture
- Résistance extrême
- Surfaces could contain fine textures which only enhance the beautiful wood reproduction appearance.
- Easy-care
- Affordable



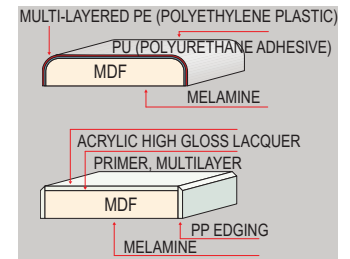
Lacquered laminated fronts

- Lacquered PET film
- High gloss or softmatt version
- Smooth front vertically seamless
- In the framed version rounded on all sides and without seams
- Attractive alternative for genuine lacquer fronts
- Outstanding value for money



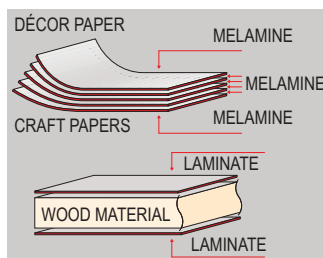
Lacquered laminated fronts with anti-fingerprint coating

- Ultra-matt with PP edging on all sides
- Résistance extrême
- Very easy to clean thanks to innovative anti-fingerprint coating
- Wear-resistant and highly cross-linked functional layer



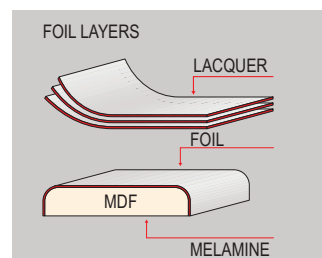
Lacquer fronts

- Pure material appeal
- Hard-wearing, easy to clean
- Seamless front faces in honed lacquer and high gloss lacquer
- Fronts in ultra high gloss with PP edging on all sides
- Honed lacquer with slight texture, for better scratch-resistance



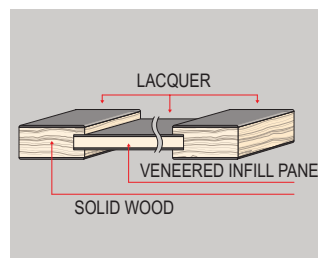
Laminate fronts

- Extremely resilient
- The surface is multi-layered and therefore thicker than the melamine front.
- Sturdier than the melamine fronts
- Easy-care



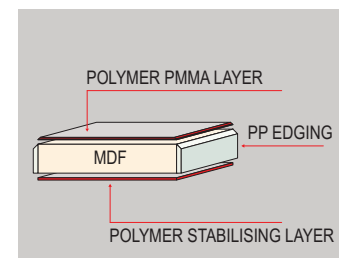
Foil-coated fronts

- Seamless rounding on all sides possible
- Extremely resilient
- Also ideal as a framed front, seamless front face
- An attractive alternative to genuine wood or lacquer
- Outstanding value for money



Genuine wood fronts

- Genuine wood framed door with veneer infill panel, lacquered
- Panel made of solid wood, lacquered
- Due to the lacquer coating the surface is hard-wearing and easy to clean
- Upper price structure



Glass appearance front

- High-quality acrylic
- Surface is easy to clean thanks to homogeneous material without pores
- Real glass appearance
- Upper price structure

Carcase material

- Melamine-coated on both faces
- Extra strong corners and soft rounding due to PP edging
- 16 mm thick side panels
- White interior, exterior in carcase colour, units with framed glass doors or shelves have carcase colour on both faces
- 19 mm thick top and bottom panels on highboards, tall and base units (base units have traverses on top)
- Top and bottom shelves are 16 mm thick, exterior in carcase colour for wall units


Carcase Edges

- Front edges coated with PP edging (poly-propylene) in carcase colour
- High impact resistance and soft rounding
- Rear edge moisture sealed



Plinth Panels and Plinth Feet

- Plinth panels (13 mm, MDF) with floor sealing lips are delivered in fixed lengths
- Outer corners with 90° and 135° and inner corners with 135° are formed by respective corner profiles
- Lateral plinth returns with floor sealing profile are supplied 28 mm higher than the plinth height and adapted on site
- Standard plinth heights: 70 mm, 100 mm, 150 mm and 200 mm
- Other plinth heights in intermediate sizes possible with plinth adaptor



Shelves

- Melamine-coated on both faces, front edge with PP edging
- Edges sealed all round
- All metal shelf supports with locking pin, high load-bearing capacity in accordance with DIN standard
- The locking pin prevents the shelf from shifting
- Maximum storage load for wooden and glass shelves: 50 kg/sq.m
- The drill holes can optionally be closed up with cover plugs (order number 9201)

Floor sealing profile

- The plinth panel is equipped with an integrated sealing profile. This forms an elegant closure with the floor and prevents the ingress of moisture and dirt.
- The profile compensates for uneven floors with deviations of up to 2 mm.
- For larger deviations, floor profile SB-PROFIL (4863) must also be ordered to compensate for uneven floors.

Safety Information:

Stand-alone base units must always also be equipped with safety bracket KIPPS (order no. 9943). Tall units as well as individual suspended wall units must be affixed to the wall with safety bracket 2639. The safety hinges are automatically confirmed with the respective order.

Alternative Plinth designs, s. chap. 3 Plinth solutions

Water resistant plinth, available at surcharge in:

- 114 Stainless steel appearance
- 049 Mirror décor
- 058 Black
- 061 Brushed steel reproduction

Aluminium slatted plinth, available in:

- 114 Stainless steel appearance
- 058 Black
- 193 Alpine white


Worktops and upright panel systems

Worktops

- Superior quality triple layer chipboard surfaced with durable plastic laminate panels, 38 mm high
- Heat resistant up to 180°C with dry heat and up to 100°C with moist heat (DIN 68930)
- Worktop surfaces demonstrate a high degree of resistance to scratching and abrasion in accordance with DIN standard 68930
- Lateral cut edges are provided with décor edging
- The bottom face of the worktop is surfaced with a water repellent, resin impregnated paper and has a moisture protection seal along the rear edge
- All worktops are also supplied with a 9 metre long sealing strip for worktop cut-outs and for insulation of the worktop above dishwashers



Edge Design N-Edge

The laminated panel is postformed around the front edge. The side edges can be finished with decor edges or inserted N-edges (for a surcharge). The N edge is postformed over the transition to the bottom face.



Edge Design Decor Edge (D-Edge)

1.5 mm thick PP plastic lippings in worktop décor. All 90° outer corners have a square design. A rounded design with an outer radius of 20 mm is also optionally available at no surcharge. Inner corners are always finished with a radius of 30 mm. The PP edging is attached with waterproof PUR adhesive.



Slim Line worktops

- High density fibreboard (HDF), coated with laminate on both faces
- Material thickness: 16 mm, with 1.2 mm thick décor edge all around
- Maximum worktop width: 3400 mm
- Only square worktop shapes are possible: Roundings, profiling, cut-outs and notching are not possible

Uprights

- In 10 mm, 16 mm, 25 mm and 50 mm widths.
- Available range of units dependant upon material thickness: uprights, wall shelves, cover panels and cornice shelves
- The precise upright height supplied is calculated thus: carcase height plus plinth height (minus 8 mm for upright shoe)
- Upright panel floor seal available in 010 Black and 014 Stainless steel appearance

8 Design groups:

- Matt (matches all carcase colours and a select group of worktop décors and front colours)
- High gloss (in 16 mm, 25 mm and 50 mm thickness)
- Lacquered laminate (only in 10 mm and 16 mm thickness)
- Lacquer, ultra high gloss (only in 16 mm thickness)
- Lacquer, honed (only in 10 mm and 16 mm thickness)
- Lacquer high gloss (only in 10 mm and 16 mm thickness)
- Xtra (in 16 mm, 25 mm and 50 mm thickness)
- Polymer glass (only in 10 mm and 16 mm thickness)

Xtra – the worktop for extra wear and tear



Xtra worktops captivate with their very distinctive 3D surface texture, which creates an authentic looking natural stone and wood appearance. Matching upright panels and niche cladding supplement the possibilities for surround designs in this look.

Thanks to their innovative multiple layered structure, not only do Xtra worktops look stylish, they also provide practical advantages and enable flush mounting of sinks and hot plates.

Xtra worktops are available up to a maximum length of 4000 mm. The standard edge version is décor edge (D-edge).



Xtra – Three-dimensional

- Xtra worktops are characterised by a special 3D surface.
- The 3D surface is achieved with an extremely thick laminate (1.2 mm instead of 0.8 mm).
- Xtra worktops thus achieve an authentic natural stone and wood appearance while providing all the advantages of a conventional HPL panel.
- Xtra worktops can be adapted on site, are significantly lighter in weight and are easier on the wallet than genuine natural stone.

Xtra – Swelling resistant and Xtra impact resistant

- The Xtra worktop is distinguished by its multi-layered structure.
- Beneath the extra thick laminate lies a 9.4 mm thick innovative functional layer, which significantly increases the water resistance of the worktop.
- This functional layer prevents water from seeping into the panel from above and thus, prevents swelling.
- Xtra impact resistant. The innovative wear layer ensures the exceptionally high level of durability of the panel.



Antibacterial microPLUS® surface

- Beginning with the 2021 collection, all 38 mm thick Xtra worktops will come standard coated with the antibacterial microPLUS® surface.



Flush mounted installation

- The Xtra worktop is more water-resistant than conventional panels. This even enables the flush mounted installation of select hot plates and sinks, since the milled-out portion is in the functional layer.
- The appropriate cut-outs for flush mounting will be made at the factory for a surcharge. These can be found in chapter 4.
- Flush cut-outs can only be made for technically approved hot plates and sinks. You will find select hot plates and sinks approved for this in the respective chapters of the appliances and sinks list. They are identified with the following symbol.



Quartz worktops and niche cladding designs

Quartz worktops impress with their high quality, natural-looking appearance and exceptional usability.

Their advantages: Even without special waterproofing, quartz is already waterproof.

The surfaces are particularly easy to clean and hygienic. This makes them perfect for kitchen and bathroom designs. Quartz worktops are available in the thickness 12 and 38 mm.


The corresponding niche cladding is 12 mm thick. As with the Xtra worktop, flush-mounted installation of technically approved hot plates and sinks is possible.

Everything from one source!

This basic principle also applies to quartz worktops:

Worktops and niches are supplied along with the entire consignment within the standard delivery time.

One order. One delivery!




APL-DECOR 806

Epic White
12 / 38 mm



APL-DECOR 802

Epic Raw
12 / 38 mm



APL-DECOR 804

Epic Black
12 / 38 mm



APL-DECOR 807

Epic Easy Clay
12 / 38 mm



APL-DECOR 809

Epic Ash Grain
12 / 38 mm

Binding sketches with specific dimensions are required for order clearance.

A written confirmation of the manufacturer's sketch is required from the customer for production clearance.



APQS*

Worktop APQS

- Quartz, 12 mm thick
- Front edge polished with double chamfer



APQ*

Worktop APQ

- Quartz, 38 mm thick
- Front edge mitred with chamfer



NVQ*

Niche cladding

- Quartz, 12 mm thick
- Heights: 300, 520, 540 and 700 mm
- Surface polished, edges polished and chamfered on 3 sides.



WAQ

Upstand

- Quartz, 12 mm thick
- Height: 50 mm
- Surface polished, edges polished and chamfered on 3 sides.

The side edges are also available with a polished double chamfer at a surcharge.

Ceramic worktops and niche cladding designs




Xtra Ceramic worktops are characterised by their high-quality appearance and a scratch-resistant, pleasantly cool surface. The worktops are equally popular for kitchens and bathrooms thanks to their special aesthetic appearance and pleasant feel. The patented Xtra Ceramic worktops are moisture-resistant even without waterproofing. The surface is hygienic and without pores, which makes it exceptionally easy to maintain.

The worktop and niche thickness of 16 mm is achieved through bonding with a support panel made of foam glass. This panel is made from recycled waste glass and is particularly light-weight, pressure-resistant and fire-resistant. The worktops and niches have impact-resistant design edges. In addition to conventional installation, the Xtra Ceramic worktop permits flush mounting of select hot plates and sinks.


Everything from one source!

This basic principle also applies to the Xtra Ceramic worktop: Worktops and niches are supplied along with the entire consignment within the standard delivery time. One order. One delivery!



APL-DECOR 790

Plain Black
16 mm



APL-DECOR 792

Belgian Blue Stone
reproduction
16 mm



APL-DECOR 794

Concrete Satin grey
reproduction
16 mm



APL-DECOR 796

Concrete White reproduction
16 mm



APL-DECOR 798

Concrete Sand reproduction
16 mm


Binding sketches with specific dimensions are required for order clearance.

A written confirmation of the manufacturer's sketch is required from the customer for production clearance.




ACQS*
Worktop APCS

- Xtra Ceramic, 16 mm thick
- with design edge on front and side, 1.2 mm thick
- Width: 250 to 3100 mm,




NVC-30 / -54 / -56
Niche cladding

- Xtra Ceramic, 16 mm thick
- Heights: 300, 540, 560 mm
- with design edge on 3 sides, 1.2 mm thick
- Width: 250 to 3100 mm,



NVC*-70
Niche cladding

- Xtra Ceramic, 16 mm thick
- in fixed dimensions for recess beneath cooker hoods
- Height: 700 mm
- with design edge on 3 sides, 1.2 mm thick
- Widths: 600, 900, 1000 mm



WAC
Upstand

- Xtra Ceramic, 16 mm thick
- Height: 75 mm
- with design edge on 3 sides, 1.2 mm thick

Quality and function

The high quality design of the carcass elements in addition to the well-thought out fittings technology is the result of many years of experience and continual process improvements in the production flow. All the materials and functioning fittings we use are tested in our in-house QM laboratory to ensure a minimum operating life of 15 years.





Construction shelves, trusses, Safety glass

- Extremely robust construction shelf and crossbars for base and tall units
- Top crossbars for base units: white edge colour for uniform appearance
- Safety glass is used for glass doors, glass shelves and glass niche cladding as well as accessory elements made of glass.
- All base units upwards of 800 mm are supplied with a specially reinforced metal crossbar.
- As an option, a metal crossbar reinforcement can be ordered for installation on site for base units and sink units of 800 mm width and more, see base unit accessories (TRAVM*)

Wall unit mounting

- Mounting rails are included with delivery of all wall units
- Secure mounting in honeycomb brick, sand-lime brick and concrete
- Freely suspended wall units must be secured by an anti-tip system (chapter 10, order No. 2639) to prevent lateral displacement
- Spacer for accommodating wall projections such as tiles are included with the unit
- Hidden wall unit mounting with convenient adjustment options
- The maximum load for wall units is 75 kg; whereby each shelf has a maximum load capacity of 16 kg



Back Panels

- Protruded back panels ensure good air circulation between the wall and kitchen furniture
- No interior gap formation visible
- Long-lasting, permanently sturdy
- Variable for the fitter on site
- Back panels are also screwed / bolted to the carcass in 7 mm deep grooved sides
- Back panel treated with protective lacquer coating on both faces
- Galvanised metal connection screws with pressed washers for connecting individual units
- Unit sides are not pre-drilled for connection screws

1200 mm wide wall units

- The extra wide wall unit comes standard equipped with a handle profile in the bottom shelf. This prevents sagging of the bottom shelf.
- The back panel has a centre hanger and a third wall unit mounting suspension.
- An additional shelf support in the centre mounting suspension also prevents sagging of the shelves.
- Together these factors ensure better stability and safety. The wall unit load capacity is 75 kg.
- Available in 360 mm height with flaps or in 720 mm and 792 mm height with folding / lifting doors.

Corner solutions for base units

With nobilia corner units you have absolute planning security thanks to alternative dimensions, customised comfort options and super storage space access.

- Planning dimensions for corners without storage space: 650 x 650 mm (angle filler for "dead corner")
 - Planning dimensions for corner units: 800 x 800 mm, 900 x 900 mm
 - Planning dimensions for diagonal corner units: 800 x 800 mm, 900 x 900 mm
 - Planning dimensions for half corner base units:
 - 650 (630) - 750 mm x 1050 (1030) - 1150 mm
 - 650 (630) - 750 mm x 1100 (1080) - 1200 mm
 - 650 (630) - 750 mm x 1150 (1130) - 1250 mm
 - 650 (630) - 750 mm x 1250 (1230) - 1350 mm
- Planning dimension changes from minus 20 mm to plus 100 mm are possible at the factory.



Angle filler UPE* "unused corners"

- Affordable
- The corner solution with an angle filler offers no storage space.



Corner base unit U(D)TE* with shelves

- Price-oriented storage solution
- Easy access due to 165° hinge
- Can be disassembled on site
- Load capacity per shelf up to 50 kg/m²



Carousel units UE(D)K*/UE(D)T*, 360°

- Mid-priced segment
- Intermediate level operating comfort
- Clear overview thanks to height-adjustable rotary shelves
- Can be disassembled on site
- 3D Front adjustment
- Adjustable closing force
- Load capacity per shelf: 25 kg



Diagonal corner unit UE(D)*

- Diagonal corner solution with shelves
- Price-oriented storage solution
- Can be disassembled on site
- Load capacity per shelf up to 50 kg/m²



Diagonal carousel unit UE(D)*

- Rotary carousel with wooden shelves and metal railing offers a clear overview of contents.
- Mid-priced segment
- Storage space solution with intermediate level operating comfort
- Rotates 360°
- Can be disassembled on site



Half corner unit UE(D)*

- Diagonal corner solution with shelves
- Price-oriented storage solution
- Load capacity per shelf up to 50 kg/m²



Half corner unit UEBD* wooden shelves

- Mid-priced segment
- Half corner unit with wooden shelves and metal railing offers a clear overview of contents.
- Storage space solution with intermediate level operating comfort
- Load capacity per shelf: 15 kg



Half corner unit UE(D)SA* swivel pull-out

- High-end segment
- Swivel shelves open out into the kitchen, which make access to the back of the shelf so much easier.
- Excellent use of the unit interior. The shelf height is fully adjustable.
- Storage space solution with excellent operating comfort.

Pull-outs systems for base units

A system for kitchen ranges that is easy to understand is essential to successful kitchen sales. We are able to offer customers really good, functional solutions that fit their personal needs, especially when it comes to pull-out organisation.



Full pull-out 150 mm towel rail

Only 150 mm wide, but very practical: Base unit pull-outs with towel rails.



Full pull-out 150 mm 2 metal baskets

In a narrow space of just 150 mm, next to the cooker or hot plate, for instance, everything you need is at hand. Perfect for storing oil and vinegar or spices. Load capacity per shelf 6 kg



Full pull-out 150 mm baking tray-holder

Finally, a clever solution for storing those countless baking trays and grids.



Full pull-out 300 mm internal pull-out

An interesting solution that won't interrupt the lines of your kitchen. It looks like a door, but provides ingenious and ergonomic organisation possibilities. Load capacity per shelf 30 kg



Full pull-out 300 mm recyclables collector

Pull-out unit with recyclables collector and lid for 40 litre recycling sack. Due to the narrow design of only 300 mm, the pull-out unit can be integrated practically anywhere.



Larder pull-out Junior 300 mm

With its width of 300 mm, the larder pull-out Junior requires little space and offers a high degree of convenience with access to stored items from both sides. Shown here is the variant with the organiser system UBOXX with an adjustable division for knives and cutting board holder.

Integrated waste separation systems

Sink unit with waste separation system Separato-K



SPU(D)A-ASK 45

1 x 18 and 2 x 8 litres
1 bio lid



SPU(D)A-ASK 50

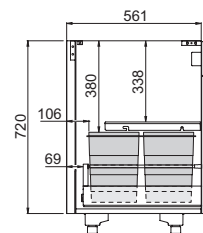
1 x 18 and 2 x 8 litres
1 side organiser
1 bio lid



SPU(D)A-ASK 60

1 x 18 and 2 x 8 litres
2 side organisers
1 bio lid

Built-in dimensions for waste separation system Separato-K



Sink unit with waste separation system Cargo frame



SPU(AD)-AS 45

2 x 14 litres



SPU(AD)-AS 50

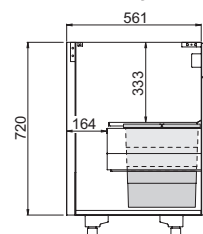
1 x 20 and 1 x 12 litres



SPU(AD)-AS 60

1 x 20 and 2 x 10 litres
1 bio lid

Built-in dimensions for waste separation system Cargo frame



Sink unit with waste separation system Separato



SPU(D)2A-AS 60

2 x 14 and 1 x 4 litres separate in upper pull-out
1 organiser element at rear
1 utensil tray



SPU(D)2A-AS 80

2 x 14 and 1 x 4 litres
1 organiser element at rear
1 bio lid
3 utensil tray



SPU(D)2A-AS 90

2 x 14 and 1 x 4 litres
1 organiser element at rear
1 bio lid
1 pan and broom set
2 utensil tray



SPU(D)2A-AS 100

3 x 14 litres
1 organiser element at rear
1 bio lid
1 pan and broom set
2 utensil tray

Integrated waste separation systems

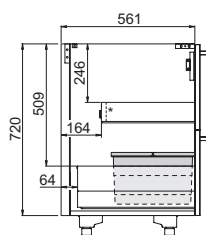
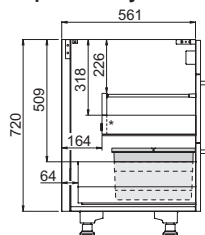
Sink unit with waste separation system Separato



SPU(D)2A-AS 120

- 4 x 14 litres
- 1 organiser element at rear
- 1 bio lid
- 1 pan and broom set
- 2 utensil tray

Built-in dimensions for waste separation system Separato



Sink unit with waste separation system Separato



SPU(D)2AK-AS 60

- 2 x 14 and 1 x 4 litres
- (separate in upper pull-out)



SPU(D)2AK-AS 80

- 2 x 14 and 1 x 4 litres
- 1 bio lid
- 1 utensil tray



SPU(D)2AK-AS 90

- 2 x 14 and 1 x 4 litres
- 1 bio lid
- 1 pan and broom set



SPU(D)2AK-AS 100

- 3 x 14 litres
- 1 bio lid
- 1 pan and broom set

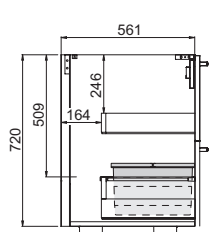
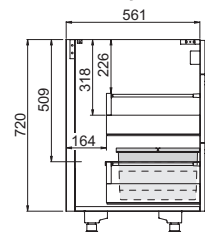
Sink unit with waste separation system Separato



SPU(D)2AK-AS 120

- 4 x 14 litres
- 1 bio lid
- 1 pan and broom set

Built-in dimensions for waste separation system Separato



Integrated waste separation systems

Sink unit with waste separation system Separato-M



SPUA-ASM 45
2 x 20 litres
bucket height: 350 mm

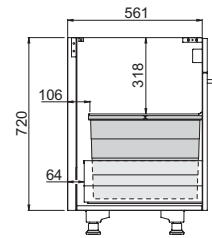


SPUA-ASM 50
2 x 24 litres
bucket height: 350 mm



SPUA-ASM 60
2 x 28 litres
bucket height: 350 mm

Built-in dimensions for waste separation system Separato-M



Pull-out units with waste separation system



UASA 30
1 x 20 and 1 x 10 litres, 1 bio lid
UASA 45 as above, however with:
1 x 20 and 2 x 10 litres, 1 bio lid



UDAASA 60
1 x 15 litres / 2 x 7 litres,
bucket height: 255 mm,
1 bio lid, 1 utensil dish,
3 compartment dividers



UAASA 60
1 x 20 litres / 2 x 10 litres,
bucket height: 350 mm,
1 bio lid,
1 utensil dish,
3 compartment dividers

Pull-out unit with recyclable materials collector



UDAWS 30 / UAWS 30
1 x metal container with lid for
recycling sack, 40 litres

Pull-out units with waste separation system Euro-Cargo

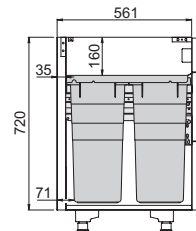


U(D)ASL-EC 45 / 50
NUASL-EC 45 / 50
2 x 38 litres



U(D)ASL-EC 60
NUASL-EC 60
2 x 38, 1 x 12 und 1 x 2,5 litres
1 bio lid

Built-in dimensions for waste separation system Euro-Cargo



Pull-out systems for tall units



Tall unit with internal pull-outs

- Easy, comfortable access
- Widths: 400, 500 and 600 mm
- Five internal pull-outs in all four tall unit heights



Appliance and pantry unit

- The universal unit in the truest sense of the word.
- With various internal divisions, pull-outs and drawers



Pantry unit Cargo

In the Cargo pantry unit the interior is linked to the door. When the door is opened, the shelves are automatically pulled forwards towards you, thus allowing easy access.



Broom and appliance unit

Everything you want, everything you need: System grids, cleaning materials baskets, system shelf units, peg board and hose holder for vacuum cleaner are preassembled.



Larder unit

The larder unit equipped with SoftStoppPro cushioned opening and closing glides quietly in and out of the carcass until the movement is gently dampened. The hanging baskets are available in two different designs:

- Hanging baskets with wooden shelf and metal railing
- Hanging basket with wooden shelf and glass side, for a surcharge

Inviting design elements in detail



Wall unit system with sliding doors

- Wall unit system with sliding doors in the heights 360 and 720 mm
- Custom-designed from wall unit carcass, sliding door in original front or framed glass version and a runner profile set.
- The runner profile set is available in the fixed lengths of 2500 and 4000 mm.
- The runner profile is adapted on site. Units planned adjacent to one another can be connected by a continuous profile.
- A minimum of 1/3 of the entire unit width must remain free for the sliding of the doors.
- The doors are slid in front of the carcass. For this reason, wall units with sliding doors protrude 8 mm compared to adjacent wall units.
- It can also be planned as a sideboard.



Wall unit with bar flap

- Wall unit with bar flap, 360 mm high
- Available widths: 450, 500, 600, 800, 900 mm
- The flap is equipped with a mechanical opening support mechanism.
- The handle comes standard pre-drilled and positioned at the top of the front.



Designer glass uprights

- Designer glass uprights for end of run or room designs with base units in special height 360 mm and 432 mm.
- Can only be planned in conjunction with 16 mm top shelf ADB16-WG*.
- Available glass colours: Clear glass 01, Grey glass 035
- Available profile colours: 010 Black, 014 Stainless steel appearance

Trolley table SERVE

- Steel frame, black with 2 shelves
- from 16 mm carcass material, with 4 wheels
- The corresponding accessories are easy to remove and put up on the wall
- Height: 555 mm, width: 822 mm, depth: 555 mm, in folded state, height: 555 mm, width 822 mm, depth 100 mm
- The shelves are available in all carcass colours as well as worktop décors of décor group 1 except for 066 Slate décor and 366 Black textured



Organising systems for utility room designs

The trend toward open concept kitchens that transition into living spaces continues unabated. Modular arrangements, open shelving systems and minimalistic focus on the essentials are what distinguish modern, design-oriented kitchens.

This raises the question: Where to store all the items one uses everyday.

Anyone with their own utility room is very lucky. Since this room must often incorporate many different functions in a small footprint, a practical and ergonomic design with clever individualised solutions is absolutely essential.

Our organising systems for utility room designs help achieve this.



Tall unit with multi-purpose brackets

- 2 multi-purpose brackets for convenient storage of ironing board and step ladder
- Widths: 500 and 600 mm



Tall unit with organisation system Laundry Area

- Maximised storage due to practical broom / mop holder and 2 removable utensil containers for pegs and odds and ends
- With recycling collector, consisting of support frame with flap incl. sturdy cotton sack for collecting PET bottles or also for use as hanging device for bin liners



Appliance housing for washing machine / dryer

This appliance housing offers many advantages. Not only are cables and hoses neatly stowed out of sight, but there is also extra storage space.

Thanks to the Separato waste separation system – supplied with delivery – laundry detergent and cleaning products can be ideally stowed where they are quickly accessible. The raised built-in height enables back-friendly loading and unloading of the washing machine or dryer – relief that is noticeable on a daily basis.

The built-under base is equipped with special TÜV certified metal struts as reinforcement. Thus, the washing machine remains securely in place even during the spin cycle.



Tall unit with laundry basket tablar Laundry Area

Laundry baskets fit perfectly in the tall unit and can be pulled out on the tablars for easy access: The tall unit with Laundry Area laundry basket tablar provides clearly arranged storage space for laundry and utility room supplies. The laundry baskets can be individually removed as needed or neatly and securely fastened on the tablars. For items used less frequently, additional shelves can be added in the upper part, depending upon the unit height.



A place for everything! Innovative storage solutions.

Intelligent and convenient. We now offer wardrobes and shoe cabinets in tall units. These are great not just for utility room designs, but also for wardrobe and dressing room plans.

Access doors



H(D)WDT*

Tall unit access door

- 600 mm width: 1 lug connected door
- 800 / 1000 / 1200 mm: 2 lug connected doors
- 2 upright panels, 16 mm thick
- 1 top shelf, 16 mm thick
- 1 plinth panel with connecting bracket
- Widths: 600, 800, 1000, 1200 mm

Shoe cabinet and wardrobe elements

HWGO*

Wardrobe unit

- 1 wardrobe rail
- Available widths: 400, 600 mm

HWSO*

Shoe cabinet

- Shelves in 2 depths (305 / 474 mm)
- Available widths: 400, 600 mm



HWG2O*

Wardrobe unit

- 2 wardrobe rails
- Available widths: 400, 600 mm

HWGAO*

Wardrobe unit

- 1 wardrobe rail
- Tablar pull-outs
- Available widths: 400, 600 mm

Wardrobes and shoe cabinets



H(D)WG*

Wardrobe unit

- Widths: 400, 600 mm
- all tall unit heights
- Variants:
 - 1 wardrobe rail H(D)WG*
 - 1 wardrobe rail, internal pull-outs H(D)WGIA*
- In LINE N with vertical recessed handle NHSWG* NHSWGIA*










H(D)WS*

Shoe cabinet

- Shelves in 2 depths (305 / 474 mm)
- all tall unit heights
- Widths: 400, 600 mm
- In LINE N with vertical recessed handle NHSWS*

New features

<p>Laser PG: 2</p> <p>Page: M 1.13</p>  <p>414 Volcanic grey</p>	<p>Riva PG: 2</p> <p>Page: M 1.16</p>  <p>842 Concrete Sand reproduction</p>	<p>Easytouch PG: 4</p> <p>Page: M 1.39</p>  <p>964 Lacquered laminate, Mineral green ultra matt</p>	<p>Easytouch PG: 4</p> <p>Page: M 1.40</p>  <p>966 Lacquered laminate, Fjord blue ultra matt</p>
<p>Natura PG: 4</p> <p>Page: M 1.44</p>  <p>744 Lacquered laminate, Oak Montreal reproduction</p>	<p>Nordic PG: 7</p> <p>Page: M 1.59</p>  <p>786 Lacquer, Slate grey matt</p>	<p>Artis PG: 10</p> <p>Page: M 1.72</p>  <p>938 Glass appearance, alpine white matt</p>	

**Front number 244****Alpine white**


Both faces melamine coated, all around with polymer stepped edge in front colour with matt/gloss finish. Internal door face in white.

Illustration with handle no. 715 / drilling 01



Framed glass door in front colour with clear glass no. 01

Glass variant: no. 02 39




Segmented glass front with clear glass no. 01

Glass variant: no. 02 39



Detail view: Stepped edge

Recommended carcass colours


no. 193

Alpine white



no. 126

Oak Montreal reproduction



no. 097

Havana oak reproduction

Recommended worktop décors

no. 265

Rusty plates reproduction



no. 126

Oak Montreal reproduction



no. 097

Havana oak reproduction

Available surrounding design elements & colours

KLA-910



LBA-9590

Recommended handles

no. 715 ⊕ ⊕ 160 mm

Metal handle
Brushed anthracite



no. 708 ⊕ ⊕ 160 mm

Metal handle
Stainless steel finish



no. 331 ⊕ ⊕ 160 mm

Metal handle
Stainless steel finish

Recommended handles subject to a surcharge

no. 650 ⊕ ⊕ 184 - 1326 mm

Railing handle
Stainless steel finish




no. 900 ⊕ ⊕ 184 - 1326 mm


Railing handle
Stainless steel finish

Glass variant surcharges

no. 02 Matt glass



no. 39 Black glass

**Front number 239****White softmatt**


Both faces melamine coated, all around with polymer stepped edge in front colour with matt/gloss finish. Internal door face in white.

Illustration with handle no. 186 / drilling 01



Framed glass door in front colour with clear glass no. 01

Glass variant: no. 02 39




Segmented glass front with clear glass no. 01

Glass variant: no. 02 39



Detail view: Stepped edge

Recommended carcase colours

**no. 106**

White


**no. 126**

Oak Montreal reproduction

**no. 194**

Slate grey


Recommended worktop décors

**no. 344**

Black granite décor

**no. 126**

Oak Montreal reproduction

**no. 354**

Concrete Slate Grey reproduction

Recommended handles

**no. 186** ⊕ ⊕ 128 mm

Metal handle
Stainless steel finish

**no. 218** ⊕ ⊕ 160 mm

Metal handle
Stainless steel finish / Brilliant
chrome

**no. 726** ⊕ ⊕ 160 mm

Metal handle
Black

Recommended handles subject to a surcharge


**no. 430** ⊕ ⊕ 195 - 1195 mm

Bar handle
Stainless steel finish

**no. 900** ⊕ ⊕ 184 - 1326 mm


Railing handle
Stainless steel finish

Glass variant surcharges

**no. 02** Matt glass**no. 39** Black glass

Available surrounding design elements & colours

**KLA-910****LBA-9590**

**Front number 206****Ivory softmatt**


Both faces melamine coated, all around with polymer stepped edge in front colour with matt/gloss finish. Internal door face in white.

Illustration with handle no. 218 / drilling 01



Framed glass door in front colour with clear glass no. 01

Glass variant: no. 02 39




Segmented glass front with clear glass no. 01

Glass variant: no. 02 39



Detail view: Stepped edge

Recommended carcass colours


no. 120

Ivory matt



no. 126

Oak Montreal reproduction



no. 097

Havana oak reproduction

Recommended worktop décors

no. 225

Stem oak reproduction



no. 126

Oak Montreal reproduction



no. 097

Havana oak reproduction

Available surrounding design elements & colours

KLA-910



LBA-9590

Recommended handles

no. 218 ⊕ ⊕ 160 mm

Metal handle
Stainless steel finish / Brilliant chrome



no. 183 ⊕ ⊕ 128 mm

Metal handle
Stainless steel finish



no. 186 ⊕ ⊕ 128 mm

Metal handle
Stainless steel finish

Recommended handles subject to a surcharge

no. 900 ⊕ ⊕ 184 - 1326 mm

Railing handle
Stainless steel finish




no. 930 ⊕ ⊕ 184 - 1326 mm

Railing handle
Stainless steel finish

Glass variant surcharges

no. 02 Matt glass



no. 39 Black glass

**Front number 259****Satin grey**

Both faces melamine coated, all around with polymer stepped edge in front colour with matt/gloss finish. Internal door face in white.

Illustration with handle no. 042 / drilling 01



Framed glass door in front colour with clear glass no. 01

Glass variant: no. 02 39



Segmented glass front with clear glass no. 01

Glass variant: no. 02 39



Detail view: Stepped edge

Recommended carcass colours

**no. 070**

Satin grey

**no. 078**

Sanremo oak reproduction

**no. 097**

Havana oak reproduction

Recommended handles

**no. 042** ⊕ ⊕ 160 mmMetal handle
Stainless steel finish**no. 069** ⊕ ⊕ 160 mmMetal handle
Stainless steel finish**no. 221** ⊕ ⊕ 160 mmMetal handle
Stainless steel finish

Recommended handles subject to a surcharge

**no. 300** ⊕ ⊕ 145 - 1195 mmBar handle
Stainless steel finish**no. 930** ⊕ ⊕ 184 - 1326 mmRailing handle
Stainless steel finish

Glass variant surcharges

**no. 02** Matt glass**no. 39** Black glass

**Front number 288****Black Concrete reproduction**

Both faces melamine coated, polymer edged all around in front colour.
Internal door face in white.

Illustration with handle no. 263 / drilling 01



Framed glass door in front colour with clear glass no. 01

Glass variant: no. 02 39




Segmented glass front with clear glass no. 01

Glass variant: no. 02 39

Recommended carcass colours

**no. 126**

Oak Montreal reproduction

**no. 097**

Havana oak reproduction

**no. 194**

Slate grey

Recommended worktop décors

**no. 378**

Black Concrete reproduction

**no. 097**

Havana oak reproduction

**no. 194**

Slate grey

Available surrounding design elements & colours

Matching upright panel and plinth colour:
no. 378 Black Concrete reproduction

Recommended handles

**no. 263** ⊕ ⊕ 160 mm

Metal handle
Stainless steel finish

**no. 121** ⊕ ⊕ 160 mm

Metal handle
Stainless steel finish

**no. 284** ⊕ ⊕ 160 mm

Metal handle
Antique silver colour

Recommended handles subject to a surcharge


**no. 737** ⊕ ⊕ 192 mm

Wood / Metal handle
Oak / Black

**no. 650** ⊕ ⊕ 184 - 1326 mm

Railing handle
Stainless steel finish

Glass variant surcharges

**no. 02** Matt glass**no. 39** Black glass



Front number 427

Alpine white

Both faces melamine coated, lasered polymer edge all around in front colour.
Internal door face in front colour.

Illustration with handle no. 724 / drilling 01



Framed glass door in front colour with clear glass no. 01


Glass variant: no. 02 39



Segmented glass front with clear glass no. 01

Glass variant: no. 02 39

Recommended carcass colours



no. 193
Alpine white



no. 194
Slate grey



no. 089
Stone grey

Recommended handles



no. 724 ⊕ ⊕ 160 mm
Metal handle
Stainless steel finish




no. 612 ⊕ ⊕ 160 mm
Metal handle
Chromed black



no. 708 ⊕ ⊕ 160 mm
Metal handle
Stainless steel finish

Recommended worktop décors



no. 354
Concrete Slate Grey
reproduction



no. 194
Slate grey



no. 367
Artisan oak reproduction
(Xtra)

Recommended handles subject to a surcharge

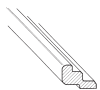


no. 650 ⊕ ⊕ 184 - 1326 mm
Railing handle
Stainless steel finish

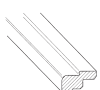


no. 718 ⊕ ⊕ 160 mm
Metal handle
Chromed black

Available surrounding design elements & colours



KLA-910



LBA-9590

Glass variant surcharges



no. 02 Matt glass



no. 39 Black glass



Front number 416

White


Both faces melamine coated, lasered polymer edge all around in front colour.
Internal door face in front colour.

Illustration with handle no. 544 / drilling 01



Framed glass door in front colour with clear glass no. 01


Glass variant: no. 02 39



Segmented glass front with clear glass no. 01


Glass variant: no. 02 39

Recommended carcass colours




no. 106

White



no. 198


Sierra oak reproduction



no. 078

Sanremo oak reproduction

Recommended worktop décors



no. 396

Grey terrazzo reproduction



no. 198

Sierra oak reproduction



no. 078

Sanremo oak reproduction

Available surrounding design elements & colours



KLA-910



LBA-9590

Recommended handles



no. 544 ⊕ ⊕ 160 mm

Metal handle
Stainless steel finish



no. 602 ⊕ ⊕ 160 mm

Metal handle
Stainless steel finish



no. 608 ⊕ ⊕ 160 mm

Metal handle
Stainless steel finish

Recommended handles subject to a surcharge



no. 211 ⊕ ⊕ 320 / 160 mm

Metal handle
Stainless steel finish




no. 890 ⊕ ⊕ 184 - 1326 mm

Railing handle
Stainless steel finish


Glass variant surcharges



no. 02 Matt glass




no. 39 Black glass



Framed glass door in front colour with clear glass no. 01

Glass variant: no. 02 39



Segmented glass front with clear glass no. 01

Glass variant: no. 02 39


Front number 418

Ivory matt

Both faces melamine coated, lasered polymer edge all around in front colour.
Internal door face in front colour.

Illustration with handle no. 237 / drilling 01

Recommended carcass colours



no. 120

Ivory matt



no. 126

Oak Montreal reproduction



no. 097


Havana oak reproduction

Recommended worktop décors



no. 355

Ferro bronze décor



no. 364

Basalt reproduction (Xtra)



no. 097

Havana oak reproduction

Recommended handles



no. 237

Metal handle
Stainless steel finish



no. 958

Metal handle
Stainless steel finish



no. 708

Metal handle
Stainless steel finish

Recommended handles subject to a surcharge



no. 709

Metal handle
Stainless steel finish




no. 603

Metal handle
Stainless steel finish

Glass variant surcharges



no. 02 Matt glass



no. 39 Black glass

Available surrounding design elements & colours



KLA-910




LBA-9590



Framed glass door in front colour with clear glass no. 01

Glass variant: no. **02** **39**



Segmented glass front with clear glass no. 01

Glass variant: no. **02** **39**

Front number 417

Satin grey

Both faces melamine coated, lasered polymer edge all around in front colour.
Internal door face in front colour.

Illustration with handle no. 062 / drilling 01

Recommended carcass colours



no. 070

Satin grey



no. 078


Sanremo oak reproduction



no. 097

Havana oak reproduction

Recommended worktop décors



no. 376

Limestone reproduction



no. 274

Teramo marble reproduction



no. 097

Havana oak reproduction

Recommended handles



no. 062 $\oplus \oplus$ 160 mm

Metal handle
Stainless steel finish



no. 067 $\oplus \oplus$ 160 mm

Metal handle
Stainless steel finish



no. 608 $\oplus \oplus$ 160 mm


Metal handle
Stainless steel finish

Recommended handles subject to a surcharge



no. 718 $\oplus \oplus$ 160 mm

Metal handle
Chromed black




no. 760 $\oplus \oplus$ 145 - 1195 mm

Bar handle
Stainless steel finish

Glass variant surcharges



no. 02 Matt glass



no. 39 Black glass

**Front number 415****Sand**

Both faces melamine coated, lasered polymer edge all around in front colour.
Internal door face in front colour.

Illustration with handle no. 799 / drilling 01



Framed glass door in front colour with clear glass no. 01

Glass variant: no. 02 39



Segmented glass front with clear glass no. 01

Glass variant: no. 02 39

Recommended carcase colours

**no. 122**

Sand

**no. 126**

Oak Montreal reproduction

**no. 097**

Havana oak reproduction

Recommended handles

**no. 799**

Metal handle
Chromed black

**no. 544**

Metal handle
Stainless steel finish

**no. 957**

Metal handle
Black

Recommended handles subject to a surcharge


**no. 709** ⊕ ⊕ 320 / 160 mm

Metal handle
Stainless steel finish

**no. 890** ⊕ ⊕ 184 - 1326 mm

Railing handle
Stainless steel finish

Recommended worktop décors

**no. 344**

Black granite décor


**no. 126**

Oak Montreal reproduction

**no. 097**

Havana oak reproduction

Glass variant surcharges

**no. 02** Matt glass**no. 39** Black glass

Available surrounding design elements & colours

**KLA-910****LBA-9590**

**Front number 414****Volcanic grey**

Both faces melamine coated, lasered polymer edge all around in front colour.
Internal door face in front colour.

Illustration with handle no. 957 / drilling 01



Framed glass door in front colour with clear glass no. 01

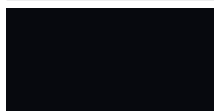
Glass variant: no. 02 39



Segmented glass front with clear glass no. 01

Glass variant: no. 02 39


Recommended carcass colours

**no. 127**

Black


**no. 126**

Oak Montreal reproduction

**no. 193**

Alpine white

Recommended worktop décors

**no. 149**

Concrete Terra grey reproduction

**no. 126**

Oak Montreal reproduction

**no. 205**

Vikings Oak reproduction

Available surrounding design elements & colours

Matching upright panel, shelf unit and plinth colour:
no. 207 Volcanic grey

Recommended handles

**no. 957**

Metal handle
Black

**no. 502**

Metal handle
Black

**no. 602**

Metal handle
Stainless steel finish

Recommended handles subject to a surcharge



**no. 718**


Metal handle
Chromed black

**no. 409**

Metal handle
Stainless steel finish

Glass variant surcharges

**no. 02** Matt glass**no. 39** Black glass



Framed glass door in front colour with clear glass no. 01

Glass variant: no. 02 39



Segmented glass front with clear glass no. 01

Glass variant: no. 02 39

Front number 891

White Concrete reproduction

Both faces melamine coated, polymer edged all around in front colour.
Internal door face in front colour.

Illustration with handle no. 284 / drilling 01

Recommended carcass colours



no. 194

Slate grey



no. 089


Stone grey



no. 097

Havana oak reproduction

Recommended worktop décors



no. 353

White Concrete reproduction



no. 378

Black Concrete reproduction



no. 097

Havana oak reproduction

Recommended handles



no. 284

Metal handle
Antique silver colour



no. 502

Metal handle
Black



no. 602

Metal handle
Stainless steel finish

Recommended handles subject to a surcharge



no. 650

Railing handle
Stainless steel finish




no. 760

Bar handle
Stainless steel finish

Glass variant surcharges



no. 02 Matt glass



no. 39 Black glass

Available surrounding design elements & colours

Matching upright panel, shelf unit and plinth colour:
no. 353 White concrete reproduction



Framed glass door in front colour with clear glass no. 01

Glass variant: no. 02 39



Segmented glass front with clear glass no. 01

Glass variant: no. 02 39

Front number 892

Concrete grey reproduction

Both faces melamine coated, polymer edged all around in front colour.
Internal door face in front colour.

Illustration with handle no. 708 / drilling 01

Recommended carcase colours



no. 070
Satin grey



no. 089
Stone grey




no. 198
Sierra oak reproduction

Recommended worktop décors



no. 330
Concrete grey reproduction



no. 354
Concrete Slate Grey reproduction



no. 198
Sierra oak reproduction

Available surrounding design elements & colours

Matching upright panel, shelf unit and plinth colour:
no. 330 Concrete grey reproduction

Recommended handles



no. 708 160 mm
Metal handle
Stainless steel finish




no. 280 128 mm
Metal handle
Antique iron colour



no. 263 160 mm
Metal handle
Stainless steel finish

Recommended handles subject to a surcharge




no. 760 145 - 1195 mm
Bar handle
Stainless steel finish




no. 709 320 / 160 mm
Metal handle
Stainless steel finish

Glass variant surcharges



no. 02 Matt glass



no. 39 Black glass

**Front number 842****Concrete Sand reproduction**

Both faces melamine coated, polymer edged all around in front colour.
Internal door face in front colour.

Illustration with handle no. 502 / drilling 01



Framed glass door in front colour with clear glass no. 01

Glass variant: no. 02 39



Segmented glass front with clear glass no. 01

Glass variant: no. 02 39

Recommended carcase colours

**no. 122**

Sand

**no. 198**

Sierra oak reproduction

**no. 194**

Slate grey

Recommended handles

**no. 502** ⊕ ⊕ 160 mm

Metal handle
Black

**no. 957** ⊕ ⊕ 160 mm

Metal handle
Black

**no. 263** ⊕ ⊕ 160 mm

Metal handle
Stainless steel finish

Recommended worktop décors

**no. 201**

Concrete Sand reproduction

**no. 198**

Sierra oak reproduction

**no. 123**

Virginia oak reproduction

Recommended handles subject to a surcharge

**no. 650** ⊕ ⊕ 184 - 1326 mm

Railing handle
Stainless steel finish


**no. 600** ⊕ ⊕ 145 - 1195 mm

Bar handle
Black

Available surrounding design elements & colours

Matching upright panel, shelf unit and plinth colour:
no. 201 Concrete Sand reproduction

Glass variant surcharges

**no. 02** Matt glass**no. 39** Black glass



Front number 839 Concrete Terra grey reproduction

Both faces melamine coated, polymer edged all around in front colour.
Internal door face in front colour.

Illustration with handle no. 408 / drilling 01



Framed glass door in front colour with clear glass no. 01


Glass variant: no. 02 39



Segmented glass front with clear glass no. 01

Glass variant: no. 02 39

Recommended carcase colours



no. 070

Satin grey


no. 193

Alpine white

no. 122

Sand

Recommended worktop décors



no. 070

Satin grey

no. 353

White Concrete reproduction

no. 149

Concrete Terra grey reproduction

Available surrounding design elements & colours



Recommended handles



no. 408 ⊕ ⊕ 160 mm

Metal handle
Stainless steel finish

no. 263 ⊕ ⊕ 160 mm

Metal handle
Stainless steel finish

no. 121 ⊕ ⊕ 160 mm

Metal handle
Stainless steel finish

Recommended handles subject to a surcharge




no. 709 ⊕ ⊕ 320 / 160 mm

Metal handle
Stainless steel finish

no. 300 ⊕ ⊕ 145 - 1195 mm

Bar handle
Stainless steel finish

Glass variant surcharges




no. 02 Matt glass

no. 39 Black glass



Framed glass door in front colour with clear glass no. 01

Glass variant: no. 02 39



Segmented glass front with clear glass no. 01

Glass variant: no. 02 39

Front number 889

Concrete Slate Grey reproduction

Both faces melamine coated, polymer edged all around in front colour.
Internal door face in front colour.

Illustration with handle no. 263 / drilling 01

Recommended carcass colours



no. 194

Slate grey



no. 078

Sanremo oak reproduction



no. 097

Havana oak reproduction

Recommended worktop décors




no. 354

Concrete Slate Grey reproduction



no. 078

Sanremo oak reproduction



no. 373

Grey slate reproduction (Xtra)

Available surrounding design elements & colours

Matching upright panel, shelf and plinth colour:
no. 354 Concrete Slate Grey reproduction

Recommended handles



no. 263

Metal handle
Stainless steel finish



no. 708


Metal handle
Stainless steel finish



no. 502

Metal handle
Black

Recommended handles subject to a surcharge



no. 240

Bar handle
Black




no. 650

Railing handle
Stainless steel finish

Glass variant surcharges



no. 02 Matt glass



no. 39 Black glass



Framed glass door in front colour with clear glass no. 01

Glass variant: no. 02 39



Segmented glass front with clear glass no. 01

Glass variant: no. 02 39

Front number 893

Sanremo oak reproduction

Both faces melamine coated, polymer edged all around in front colour.
Internal door face in front colour.

Illustration with handle no. 544 / drilling 01

Recommended carcass colours



no. 078

Sanremo oak reproduction



no. 070


Satin grey



no. 089

Stone grey

Recommended worktop décors



no. 117

Vintage Copper décor



no. 078

Sanremo oak reproduction



no. 396

Grey terrazzo reproduction

Available surrounding design elements & colours



KLA-910




LBA-9590

Recommended handles



no. 544

Metal handle
Stainless steel finish



no. 280

Metal handle
Antique iron colour



no. 715

Metal handle
Brushed anthracite

Recommended handles subject to a surcharge



no. 890

Railing handle
Stainless steel finish




no. 930

Railing handle
Stainless steel finish


Glass variant surcharges



no. 02 Matt glass



no. 39 Black glass



Framed glass door in front colour with clear glass no. 01

Glass variant: no. 02 39



Segmented glass front with clear glass no. 01

Glass variant: no. 02 39

Front number 840

Walnut reproduction

Both faces melamine coated, polymer edged all around in front colour.
Internal door face in front colour.

Illustration with handle no. 511 / drilling 01

Recommended carcass colours



no. 127

Black



no. 070

Satin grey



no. 089

Stone grey

Recommended worktop décors



no. 124

Walnut reproduction



no. 396

Grey terrazzo reproduction



no. 089

Stone grey

Recommended handles



no. 511

Metal handle
Titanium-coloured



no. 602

Metal handle
Stainless steel finish



no. 186

Metal handle
Stainless steel finish

Recommended handles subject to a surcharge



no. 890

Railing handle
Stainless steel finish




no. 603

Metal handle
Stainless steel finish

Glass variant surcharges



no. 02 Matt glass



no. 39 Black glass

Available surrounding design elements & colours

Matching upright panel, shelf and plinth colour:
no. 124 Walnut reproduction



Framed glass door in front colour with clear glass no. 01

Glass variant: no. 02 39



Segmented glass front with clear glass no. 01

Glass variant: no. 02 39


Front number 402

Havana oak reproduction

Both faces melamine coated, polymer edged all around in front colour.
Internal door face in front colour.


Illustration with handle no. 732 / drilling 01

Recommended carcase colours




no. 097

Havana oak reproduction



no. 193

Alpine white



no. 194


Slate grey

Recommended worktop décors




no. 097

Havana oak reproduction



no. 273

Carrara marble reproduction



no. 354

Concrete Slate Grey reproduction

Available surrounding design elements & colours



KLA-910



LBA-9590

Recommended handles



no. 732

Cast iron handle
Black



no. 069

Metal handle
Stainless steel finish



no. 726

Metal handle
Black

Recommended handles subject to a surcharge



no. 890


Railing handle
Stainless steel finish




no. 760

Bar handle
Stainless steel finish

Glass variant surcharges



no. 02 Matt glass



no. 39 Black glass



Framed glass door in front colour with clear glass no. 01

Glass variant: no. 02 39



Segmented glass front with clear glass no. 01

Glass variant: no. 02 39

Front number 405

Sierra oak reproduction

Both faces melamine coated, polymer edged all around in front colour.
Internal door face in front colour.


Illustration with handle no. 358 / drilling 01

Recommended carcase colours




no. 198

Sierra oak reproduction



no. 122

Sand



no. 194


Slate grey

Recommended worktop décors




no. 198

Sierra oak reproduction



no. 201

Concrete Sand reproduction



no. 364

Basalt reproduction (Xtra)

Recommended handles



no. 358

Metal handle
Titanium-coloured



no. 271

Metal handle
Titanium-coloured



no. 502


Metal handle
Black

Recommended handles subject to a surcharge



no. 738

Metal handle
Stainless steel finish, glazed black



no. 760

Bar handle
Stainless steel finish

Available surrounding design elements & colours



KLA-910




LBA-9590

Glass variant surcharges



no. 02 Matt glass



no. 39 Black glass


Front number 403
Nero oak reproduction

Both faces melamine coated, polymer edged all around in front colour.
Internal door face in front colour.

Illustration with handle no. 595 / drilling 01



Framed glass door in front colour with clear glass no. 01

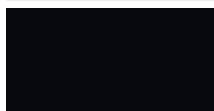
Glass variant: no. 02 39




Segmented glass front with clear glass no. 01

Glass variant: no. 02 39


Recommended carcase colours


no. 127

Black


no. 097

Havana oak reproduction


no. 194

Slate grey

Recommended worktop décors


no. 097

Havana oak reproduction

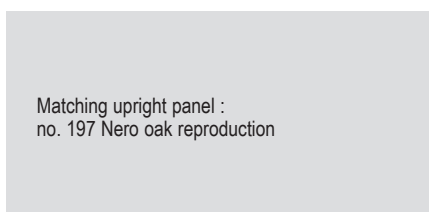

no. 396

Grey terrazzo reproduction


no. 394

Champagne travertine reproduction

Available surrounding design elements & colours




Matching upright panel :
no. 197 Nero oak reproduction

Recommended handles


no. 595 $\oplus \oplus$ 160 mm

Metal handle
Black / Stainless steel finish


no. 192 $\oplus \oplus$ 160 mm

Metal handle
Brilliant chrome


no. 608 $\oplus \oplus$ 160 mm

Metal handle
Stainless steel finish

Recommended handles subject to a surcharge



no. 019 $\oplus \oplus$ 192 mm

Metal handle
Stainless steel finish


no. 409 $\oplus \oplus$ 320 / 160 mm

Metal handle
Stainless steel finish

Glass variant surcharges


no. 02 Matt glass

no. 39 Black glass



Framed glass door in front colour with clear glass no. 01

Glass variant: no. 02 39



Segmented glass front with clear glass no. 01

Glass variant: no. 02 39


Front number 332 Lacquered laminate, alpine white supermatt

Postformed front coated with UV lacquered PET foil, horizontal polymer edge in front colour. Internal door face in white.

Special productions see chapter 10.

Illustration with handle no. 263 / drilling 01

Recommended carcase colours



no. 193
Alpine white



no. 194
Slate grey




no. 097
Havana oak reproduction


Recommended worktop décors



no. 205
Vikings Oak reproduction



no. 354
Concrete Slate Grey reproduction



no. 373
Grey slate reproduction (Xtra)

Available surrounding design elements & colours

Matching upright panels:
no. 332 Lacquered laminate, alpine white supermatt
no. 193 Alpine white

Recommended handles



no. 263 ⊕ ⊕ 160 mm
Metal handle
Stainless steel finish



no. 720 ⊕ ⊕ 160 mm
Metal handle
Chromed black



no. 715 ⊕ ⊕ 160 mm
Metal handle
Brushed anthracite

Recommended handles subject to a surcharge



no. 709 ⊕ ⊕ 320 / 160 mm
Metal handle
Stainless steel finish




no. 550 ⊕ ⊕ 145 - 1195 mm
Bar handle
Stainless steel finish


Glass variant surcharges



no. 02 Matt glass




no. 39 Black glass



Framed glass door in front colour with clear glass no. 01

Glass variant: no. 02 39



Segmented glass front with clear glass no. 01

Glass variant: no. 02 39

LINE N


Front number 336 Lacquered laminate, ivory supermatt

Postformed front coated with UV lacquered PET foil, horizontal polymer edge in front colour. Internal door face in white.

Special productions see chapter 10.

Illustration with handle no. 263 / drilling 01

Recommended carcass colours




no. 120

Ivory matt



no. 126


Oak Montreal reproduction



no. 078

Sanremo oak reproduction

Recommended worktop décors



no. 364

Basalt reproduction (Xtra)



no. 126

Oak Montreal reproduction



no. 078

Sanremo oak reproduction

Available surrounding design elements & colours

Matching upright panels:
no. 336 Lacquered laminate, ivory supermatt
no. 120 Ivory matt

Recommended handles



no. 263 ⊕ ⊕ 160 mm

Metal handle
Stainless steel finish



no. 608 ⊕ ⊕ 160 mm


Metal handle
Stainless steel finish



no. 708 ⊕ ⊕ 160 mm

Metal handle
Stainless steel finish

Recommended handles subject to a surcharge



no. 930 ⊕ ⊕ 184 - 1326 mm

Railing handle
Stainless steel finish




no. 350 ⊕ ⊕ 145 - 1195 mm

Bar handle
Stainless steel finish

Glass variant surcharges



no. 02 Matt glass




no. 39 Black glass



Framed glass door in front colour with clear glass no. 01

Glass variant: no. 02 39



Segmented glass front with clear glass no. 01

Glass variant: no. 02 39

Front number 338 Lacquered laminate, satin grey supermatt

Postformed front coated with UV lacquered PET foil, horizontal polymer edge in front colour. Internal door face in white.

Special productions see chapter 10.

Illustration with handle no. 708 / drilling 01

Recommended carcase colours



no. 070

Satin grey



no. 078

Sanremo oak reproduction



no. 097


Havana oak reproduction

Recommended worktop décors



no. 355

Ferro bronze décor



no. 376

Limestone reproduction



no. 097

Havana oak reproduction

Available surrounding design elements & colours

Matching upright panels:
no. 338 Lacquered laminate, satin grey supermatt
no. 070 Satin grey

Recommended handles



no. 708

Metal handle
Stainless steel finish



no. 612

Metal handle
Chromed black



no. 958

Metal handle
Stainless steel finish

Recommended handles subject to a surcharge



no. 709

Metal handle
Stainless steel finish




no. 760

Bar handle
Stainless steel finish

Glass variant surcharges



no. 02 Matt glass



no. 39 Black glass



Framed glass door in front colour with clear glass no. 01

Glass variant: no. 02 39



Segmented glass front with clear glass no. 01

Glass variant: no. 02 39

Front number 341 Lacquered laminate, stone grey supermatt

Postformed front coated with UV lacquered PET foil, horizontal polymer edge in front colour. Internal door face in white.

Special productions see chapter 10.

Illustration with handle no. 544 / drilling 01

Recommended carcass colours



no. 089
Stone grey



no. 097
Havana oak reproduction



no. 078
Sanremo oak reproduction

Recommended worktop décors



no. 089
Stone grey



no. 097
Havana oak reproduction



no. 078
Sanremo oak reproduction

Available surrounding design elements & colours

Matching upright panels:
no. 341 Lacquered laminate, stone grey supermatt
no. 089 Stone grey

Recommended handles



no. 544 $\oplus \oplus$ 160 mm
Metal handle
Stainless steel finish



no. 595 $\oplus \oplus$ 160 mm
Metal handle
Black / Stainless steel finish




no. 276 $\oplus \oplus$ 160 mm
Metal handle
Antique iron colour

Recommended handles subject to a surcharge



no. 650 $\oplus \oplus$ 184 - 1326 mm
Railing handle
Stainless steel finish




no. 870 $\oplus \oplus$ 145 - 1195 mm
Bar handle
Black


Glass variant surcharges



no. 02 Matt glass




no. 39 Black glass



Framed glass door in front colour with clear glass no. 01

Glass variant: no. 02 39



Segmented glass front with clear glass no. 01

Glass variant: no. 02 39


Front number 337 Lacquered laminate, aqua supermatt

Postformed front coated with UV lacquered PET foil, horizontal polymer edge in front colour. Internal door face in white.

Special productions see chapter 10.

Illustration with handle no. 602 / drilling 01

Recommended carcase colours



no. 193
Alpine white




no. 078
Sanremo oak reproduction



no. 097
Havana oak reproduction

Recommended worktop décors



no. 193
Alpine white



no. 078
Sanremo oak reproduction



no. 097
Havana oak reproduction

Available surrounding design elements & colours

Matching upright panels:
no. 337 Lacquered laminate, aqua supermatt

Matching shelf unit and plinth colour:
no. 254 Aqua

Recommended handles



no. 602 160 mm
Metal handle
Stainless steel finish



no. 276 160 mm
Metal handle
Antique iron colour



no. 358 160 mm
Metal handle
Titanium-coloured

Recommended handles subject to a surcharge



no. 650 184 - 1326 mm
Railing handle
Stainless steel finish




no. 737 192 mm
Wood / Metal handle
Oak / Black

Glass variant surcharges



no. 02 Matt glass




no. 39 Black glass



Framed glass door in front colour with clear glass no. 01

Glass variant: no. 02 39



Segmented glass front with clear glass no. 01

Glass variant: no. 02 39


Front number 334 Lacquered laminate, slate grey supermatt

Postformed front coated with UV lacquered PET foil, horizontal polymer edge in front colour. Internal door face in white.

Special productions see chapter 10.

Illustration with handle no. 612 / drilling 01


Recommended carcass colours



no. 194
Slate grey



no. 126
Oak Montreal reproduction



no. 078
Sanremo oak reproduction

Recommended worktop décors



no. 124
Walnut reproduction



no. 126
Oak Montreal reproduction



no. 078
Sanremo oak reproduction

Available surrounding design elements & colours

Matching upright panels:
no. 334 Lacquered laminate, slate grey supermatt
no. 194 Slate grey

Recommended handles



no. 612 160 mm
Metal handle
Chromed black



no. 222 160 mm
Metal handle
Gold coloured



no. 263 160 mm
Metal handle
Stainless steel finish

Recommended handles subject to a surcharge




no. 890 184 - 1326 mm
Railing handle
Stainless steel finish




no. 223 320 / 160 mm
Metal handle
Gold coloured

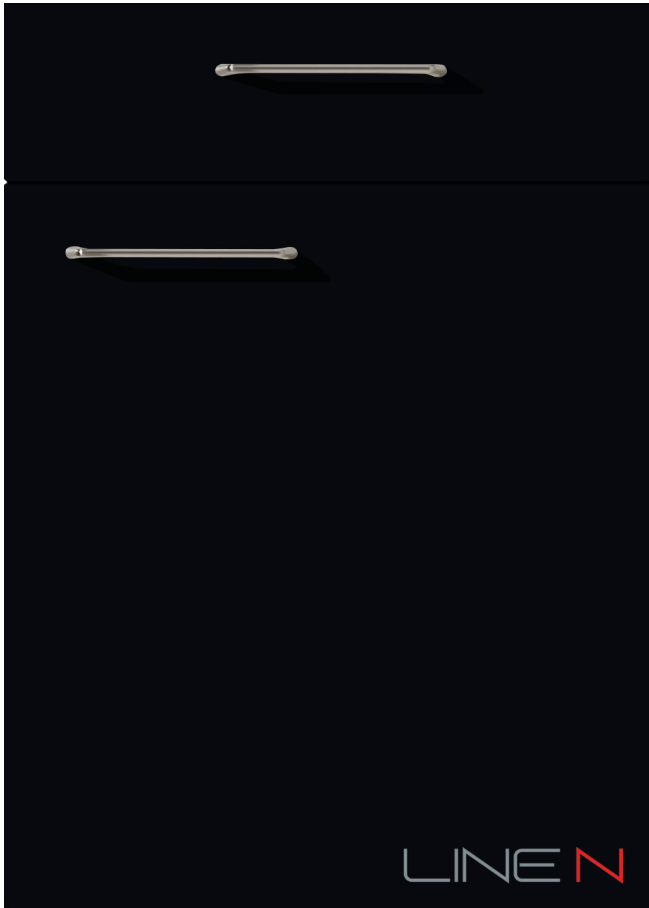
Glass variant surcharges



no. 02 Matt glass




no. 39 Black glass



Framed glass door in front colour with clear glass no. 01

Glass variant: no. 02 39



Segmented glass front with clear glass no. 01

Glass variant: no. 02 39

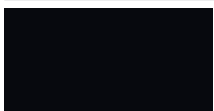
Front number 340 Lacquered laminate, black supermatt

Postformed front coated with UV lacquered PET foil, horizontal polymer edge in front colour. Internal door face in white.

Special productions see chapter 10.

Illustration with handle no. 602 / drilling 01

Recommended carcase colours




no. 127

Black



no. 089

Stone grey



no. 193

Alpine white

Recommended handles



no. 602 160 mm

Metal handle
Stainless steel finish



no. 720 160 mm

Metal handle
Chromed black



no. 724 160 mm

Metal handle
Stainless steel finish

Recommended handles subject to a surcharge



no. 737 192 mm

Wood / Metal handle
Oak / Black



no. 718 160 mm


Metal handle
Chromed black

Recommended worktop décors



no. 369

Stone grey slate reproduction
(Xtra)



no. 273

Carrara marble reproduction



no. 396

Grey terrazzo reproduction

Available surrounding design elements & colours


Matching upright panel:
no. 340 Lacquered laminate, black supermatt

Matching plinth and shelf colour:
no. 127 Black

Glass variant surcharges



no. 02 Matt glass




no. 39 Black glass



Framed glass door in front colour with clear glass no. 01

Glass variant: no. 02 39



Segmented glass front with clear glass no. 01

Glass variant: no. 02 39


Front number 503 Lacquered laminate, alpine white high gloss

Postformed front coated with UV lacquered PET foil, horizontal polymer edge in front colour. Internal door face in white.

Special productions see chapter 10.


Illustration with handle no. 595 / drilling 01

Recommended carcass colours




no. 060

Alpine white gloss



no. 097

Havana oak reproduction



no. 078

Sanremo oak reproduction

Recommended worktop décors



no. 378

Black Concrete reproduction



no. 097

Havana oak reproduction



no. 078

Sanremo oak reproduction

Available surrounding design elements & colours

Matching upright panels:
no. 503 Lacquered laminate, alpine white high gloss
no. 306 Alpine white high gloss

Recommended handles



no. 595 $\oplus \oplus$ 160 mm

Metal handle
Black / Stainless steel finish



no. 263 $\oplus \oplus$ 160 mm

Metal handle
Stainless steel finish



no. 956 $\oplus \oplus$ 160 mm


Metal handle
Alpine white

Recommended handles subject to a surcharge



no. 550 $\oplus \oplus$ 145 - 1195 mm

Bar handle
Stainless steel finish




no. 930 $\oplus \oplus$ 184 - 1326 mm

Railing handle
Stainless steel finish


Glass variant surcharges



no. 02 Matt glass




no. 39 Black glass



Framed glass door in front colour with clear glass no. 01

Glass variant: no. 02 39



Segmented glass front with clear glass no. 01

Glass variant: no. 02 39

Front number 450


Lacquered laminate, white high gloss

Postformed front coated with UV lacquered PET foil, horizontal polymer edge in front colour. Internal door face in white.

Special productions see chapter 10.

Illustration with handle no. 263 / drilling 01

Recommended carcase colours




no. 022

White gloss



no. 126

Oak Montreal reproduction



no. 078


Sanremo oak reproduction

Recommended worktop décors



no. 124

Walnut reproduction



no. 376

Limestone reproduction



no. 078

Sanremo oak reproduction

Available surrounding design elements & colours

Matching upright panels:
no. 450 Lacquered laminate, white high gloss
no. 023 White high gloss

Recommended handles



no. 263

Metal handle
Stainless steel finish



no. 331


Metal handle
Stainless steel finish



no. 088


Metal handle
Brushed anthracite

Recommended handles subject to a surcharge



no. 760

Bar handle
Stainless steel finish




no. 240

Bar handle
Black


Glass variant surcharges



no. 02 Matt glass




no. 39 Black glass



Framed glass door in front colour with clear glass no. 01

Glass variant: no. 02 39



Segmented glass front with clear glass no. 01

Glass variant: no. 02 39


Front number 452 Lacquered laminate, ivory high gloss

Postformed front coated with UV lacquered PET foil, horizontal polymer edge in front colour. Internal door face in white.

Special productions see chapter 10.

Illustration with handle no. 067 / drilling 01

Recommended carcass colours




no. 120

Ivory matt



no. 126


Oak Montreal reproduction



no. 078


Sanremo oak reproduction

Recommended worktop décors



no. 366

Black textured



no. 344

Black granite décor



no. 078

Sanremo oak reproduction

Available surrounding design elements & colours

Matching upright panels:
no. 452 Lacquered laminate, ivory high gloss
no. 702 Ivory high gloss

Matching shelf unit and plinth colour:
no. 116 Ivory gloss

Recommended handles



no. 067 ⊕ ⊕ 160 mm

Metal handle
Stainless steel finish



no. 221 ⊕ ⊕ 160 mm

Metal handle
Stainless steel finish



no. 042 ⊕ ⊕ 160 mm

Metal handle
Stainless steel finish

Recommended handles subject to a surcharge



no. 370 ⊕ ⊕ 184 - 1326 mm

Railing handle
Stainless steel finish




no. 550 ⊕ ⊕ 145 - 1195 mm

Bar handle
Stainless steel finish

Glass variant surcharges



no. 02 Matt glass




no. 39 Black glass



Framed glass door in front colour with clear glass no. 01

Glass variant: no. 02 39



Segmented glass front with clear glass no. 01

Glass variant: no. 02 39


Front number 455 Lacquered laminate, satin grey high gloss

Postformed front coated with UV lacquered PET foil, horizontal polymer edge in front colour. Internal door face in white.

Special productions see chapter 10.

Illustration with handle no. 715 / drilling 01

Recommended carcase colours




no. 070

Satin grey



no. 126


Oak Montreal reproduction



no. 097

Havana oak reproduction

Recommended worktop décors



no. 364

Basalt reproduction (Xtra)



no. 126

Oak Montreal reproduction



no. 097

Havana oak reproduction

Available surrounding design elements & colours

Matching upright panels:
no. 458 Lacquered laminate, satin grey high gloss
no. 455 Satin grey high gloss

Recommended handles



no. 715

Metal handle
Brushed anthracite



no. 263

Metal handle
Stainless steel finish



no. 720


Metal handle
Chromed black

Recommended handles subject to a surcharge



no. 600

Bar handle
Black




no. 760

Bar handle
Stainless steel finish


Glass variant surcharges



no. 02 Matt glass



no. 39 Black glass



Framed glass door in front colour with clear glass no. 01

Glass variant: no. 02 39



Segmented glass front with clear glass no. 01

Glass variant: no. 02 39


Front number 453 Lacquered laminate, slate grey high gloss

Postformed front coated with UV lacquered PET foil, horizontal polymer edge in front colour. Internal door face in white.

Special productions see chapter 10.

Illustration with handle no. 602 / drilling 01


Recommended carcass colours



no. 194
Slate grey



no. 198
Sierra oak reproduction



no. 193
Alpine white


Recommended worktop décors



no. 396
Grey terrazzo reproduction



no. 198
Sierra oak reproduction



no. 193
Alpine white

Available surrounding design elements & colours

Matching upright panels:
no. 453 Lacquered laminate, slate grey high gloss
no. 311 Slate grey high gloss

Recommended handles



no. 602 $\oplus \oplus$ 160 mm
Metal handle
Stainless steel finish



no. 608 $\oplus \oplus$ 160 mm
Metal handle
Stainless steel finish




no. 077 $\oplus \oplus$ 160 mm
Metal handle
Stainless steel finish

Recommended handles subject to a surcharge



no. 890 $\oplus \oplus$ 184 - 1326 mm
Railing handle
Stainless steel finish




no. 730 $\oplus \oplus$ 145 - 1195 mm
Bar handle
Slate grey

Glass variant surcharges



no. 02 Matt glass



no. 39 Black glass




Front number 967 Lacquered laminate, alpine white ultra matt

Lacquered laminate door with anti-fingerprint coating, polymer edge all around in front colour. Internal door face in front colour.

Illustration with handle no. 118 / drilling 01

Recommended carcase colours



no. 193
Alpine white




no. 127
Black




no. 126
Oak Montreal reproduction

Recommended worktop décors



no. 066
Slate décor



no. 366
Black textured



no. 126
Oak Montreal reproduction

Available surrounding design elements & colours

Matching upright panel colour:
no. 967 Lacquered laminate, alpine white ultra matt
no. 193 Alpine white

Matching bevelled shelf unit colour:
no. 967 Lacquered laminate, alpine white ultra matt
no. 193 Alpine white



Framed glass door in front colour with clear glass no. 01

Glass variant: no. 02 39



Segmented glass front with clear glass no. 01

Glass variant: no. 02 39

Recommended handles



no. 118 160 mm
Metal handle
Antique silver colour




no. 408 160 mm
Metal handle
Stainless steel finish



no. 498 160 mm
Metal handle
Brilliant chrome

Recommended handles subject to a surcharge



no. 718 160 mm
Metal handle
Chromed black



no. 409 320 / 160 mm
Metal handle
Stainless steel finish

Glass variant surcharges



no. 02 Matt glass




no. 39 Black glass



Framed glass door in front colour with clear glass no. 01

Glass variant: no. 02 39



Segmented glass front with clear glass no. 01

Glass variant: no. 02 39


Front number 969

Lacquered laminate, sand ultra matt

Lacquered laminate door with anti-fingerprint coating, polymer edge all around in front colour. Internal door face in front colour.


Illustration with handle no. 715 / drilling 01

Recommended carcass colours



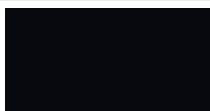
no. 097

Havana oak reproduction



no. 122

Sand



no. 127

Black

Recommended worktop décors




no. 097

Havana oak reproduction



no. 124

Walnut reproduction



no. 364

Basalt reproduction (Xtra)

Available surrounding design elements & colours

Matching upright panel colour:
no. 969 Lacquered laminate, sand ultra matt
no. 122 Sand

Matching bevelled shelf unit colour:
no. 969 Lacquered laminate, sand ultra matt
no. 122 Sand

Recommended handles



no. 715

Metal handle
Brushed anthracite



no. 498

Metal handle
Brilliant chrome



no. 720

Metal handle
Chromed black

Recommended handles subject to a surcharge



no. 350

Bar handle
Stainless steel finish




no. 370

Railing handle
Stainless steel finish

Glass variant surcharges



no. 02 Matt glass




no. 39 Black glass



Framed glass door in front colour with clear glass no. 01

Glass variant: no. 02 39



Segmented glass front with clear glass no. 01

Glass variant: no. 02 39

Front number 963 Lacquered laminate, rust red ultra matt

Lacquered laminate door with anti-fingerprint coating, polymer edge all around in front colour. Internal door face in front colour.

Illustration with handle no. 271 / drilling 01

Recommended carcase colours



no. 070

Satin grey



no. 198

Sierra oak reproduction



no. 194

Slate grey

Recommended handles



no. 271

Metal handle
Titanium-coloured



no. 088


Metal handle
Brushed anthracite



no. 720

Metal handle
Chromed black

Recommended handles subject to a surcharge



no. 730

Bar handle
Slate grey




no. 718

Metal handle
Chromed black

Glass variant surcharges



no. 02 Matt glass



no. 39 Black glass

Available surrounding design elements & colours

Matching upright panel and bevelled shelf unit colour:
no. 963 Lacquered laminate, rust red ultra matt

Matching plinth colour:
no. 021 Rust red



Framed glass door in front colour with clear glass no. 01

Glass variant: no. 02 39



Segmented glass front with clear glass no. 01

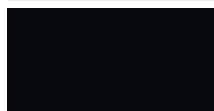
Glass variant: no. 02 39

Front number 964 Lacquered laminate, Mineral green ultra matt

Lacquered laminate door with anti-fingerprint coating, polymer edge all around in front colour. Internal door face in front colour.

Illustration with handle no. 222 / drilling 01

Recommended carcass colours




no. 127

Black



no. 126

Oak Montreal reproduction



no. 193

Alpine white

Recommended worktop décors



no. 378

Black Concrete reproduction



no. 126

Oak Montreal reproduction



no. 205

Vikings Oak reproduction

Available surrounding design elements & colours

Matching upright panel and bevelled shelf unit colour:
no. 964 Lacquered laminate, Mineral green ultra matt

Matching plinth colour:
no. 208 Mineral green

Recommended handles



no. 222

Metal handle
Gold coloured



no. 595


Metal handle
Black / Stainless steel finish



no. 602

Metal handle
Stainless steel finish

Recommended handles subject to a surcharge



no. 870

Bar handle
Black




no. 620

Railing handle
Black

Glass variant surcharges



no. 02 Matt glass




no. 39 Black glass



Framed glass door in front colour with clear glass no. 01

Glass variant: no. 02 39



Segmented glass front with clear glass no. 01


Glass variant: no. 02 39

Front number 966 Lacquered laminate, Fjord blue ultra matt

Lacquered laminate door with anti-fingerprint coating, polymer edge all around in front colour. Internal door face in front colour.


Illustration with handle no. 502 / drilling 01

Recommended carcase colours




no. 194

Slate grey



no. 126

Oak Montreal reproduction



no. 193

Alpine white

Recommended worktop décors



no. 378

Black Concrete reproduction



no. 126

Oak Montreal reproduction



no. 198

Sierra oak reproduction

Available surrounding design elements & colours

Matching upright panel and bevelled shelf unit colour:
no. 966 Lacquered laminate, Fjord blue ultra matt

Matching plinth colour:
no. 212 Fjord blue

Recommended handles



no. 502

Metal handle
Black



no. 958

Metal handle
Stainless steel finish



no. 222

Metal handle
Gold coloured

Recommended handles subject to a surcharge



no. 650

Railing handle
Stainless steel finish




no. 600

Bar handle
Black

Glass variant surcharges



no. 02 Matt glass




no. 39 Black glass

**Front number 961 Lacquered laminate, graphite black ultra matt**


Lacquered laminate door with anti-fingerprint coating, polymer edge all around in front colour. Internal door face in front colour.

Illustration with handle no. 263 / drilling 01



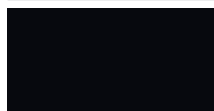
Framed glass door in front colour with clear glass no. 01

Glass variant: no. 02 39




Segmented glass front with clear glass no. 01

Glass variant: no. 02 39

Recommended carcase colours


no. 127

Black



no. 097

Havana oak reproduction



no. 198

Sierra oak reproduction

Recommended worktop décors

no. 124

Walnut reproduction



no. 097

Havana oak reproduction



no. 198

Sierra oak reproduction

Available surrounding design elements & colours

Matching upright panel and bevelled shelf unit colour:
no. 961 Lacquered laminate, graphite black ultra matt

Matching plinth colour:
no. 096 Graphite black

Recommended handles

no. 263 160 mm

Metal handle
Stainless steel finish



no. 502 160 mm

Metal handle
Black



no. 222 160 mm

Metal handle
Gold coloured

Recommended handles subject to a surcharge

no. 718 160 mm

Metal handle
Chromed black




no. 603 320 / 160 mm

Metal handle
Stainless steel finish

Glass variant surcharges

no. 02 Matt glass



no. 39 Black glass

**Front number 304****Stone grey slate reproduction**

Laminate coated on both faces, polymer edge in front colour all round. Internal door face in front colour.

Illustration with handle no. 544 / drilling 01



Framed glass door in front colour with clear glass no. 01

Glass variant: no. 02 39




Segmented glass front with clear glass no. 01

Glass variant: no. 02 39


Recommended carcass colours

**no. 089**

Stone grey


**no. 097**

Havana oak reproduction

**no. 194**

Slate grey


Recommended worktop décors

**no. 369**

Stone grey slate reproduction (Xtra)

**no. 097**

Havana oak reproduction

**no. 373**

Grey slate reproduction (Xtra)

Available surrounding design elements & colours

Matching upright panel and plinth colour:
no. 369 Stone grey slate reproduction

Recommended handles

**no. 544** ⊕ ⊕ 160 mm

Metal handle
Stainless steel finish

**no. 726** ⊕ ⊕ 160 mm

Metal handle
Black


**no. 069** ⊕ ⊕ 160 mm

Metal handle
Stainless steel finish

Recommended handles subject to a surcharge


**no. 550** ⊕ ⊕ 145 - 1195 mm


Bar handle
Stainless steel finish

**no. 870** ⊕ ⊕ 145 - 1195 mm

Bar handle
Black

Glass variant surcharges

**no. 02** Matt glass**no. 39** Black glass

**Front number 303****Grey slate reproduction**

Laminate coated on both faces, polymer edge in front colour all round. Internal door face in front colour.

Illustration with handle no. 263 / drilling 01




Framed glass door in front colour with clear glass no. 01

Glass variant: no. 02 39




Segmented glass front with clear glass no. 01

Glass variant: no. 02 39

Recommended carcass colours

no. 194

Slate grey




no. 078

Sanremo oak reproduction



no. 089

Stone grey

Recommended worktop décors

no. 373

Grey slate reproduction (Xtra)



no. 078

Sanremo oak reproduction



no. 089

Stone grey

Available surrounding design elements & colours

Matching upright panel and plinth colour:
no. 373 Grey slate reproduction

Recommended handles

no. 263 ⊕ ⊕ 160 mm

Metal handle
Stainless steel finish



no. 708 ⊕ ⊕ 160 mm

Metal handle
Stainless steel finish




no. 067 ⊕ ⊕ 160 mm

Metal handle
Stainless steel finish

Recommended handles subject to a surcharge


no. 890 ⊕ ⊕ 184 - 1326 mm

Railing handle
Stainless steel finish




no. 760 ⊕ ⊕ 145 - 1195 mm

Bar handle
Stainless steel finish

Glass variant surcharges

no. 02 Matt glass



no. 39 Black glass



Front number 744

Lacquered laminate, Oak Montreal reproduction

Lacquered laminate door with anti-fingerprint coating, polymer edge all around in front colour. Internal door face in front colour.

Illustration with handle no. 726 / drilling 01



Framed glass door in front colour with clear glass no. 01


Glass variant: no. 02 39




Segmented glass front with clear glass no. 01

Glass variant: no. 02 39


Recommended carcase colours


no. 194
Slate grey

no. 126
Oak Montreal reproduction

no. 193
Alpine white

Recommended worktop décors


no. 378
Black Concrete reproduction

no. 126
Oak Montreal reproduction

no. 193
Alpine white

Available surrounding design elements & colours

Matching upright panel colour:
no. 744 Lacquered laminate, Oak Montreal reproduction
no. 126 Oak Montreal reproduction

Matching shelf unit and plinth colour:
no. 126 Oak Montreal reproduction

Recommended handles


no. 726 160 mm
Metal handle
Black

no. 498 160 mm
Metal handle
Brilliant chrome

no. 222 160 mm
Metal handle
Gold coloured

Recommended handles subject to a surcharge



no. 650 184 - 1326 mm
Railing handle
Stainless steel finish

no. 620 184 - 1244 mm
Railing handle
Black

Glass variant surcharges



no. 02 Matt glass



no. 39 Black glass



Front number 216

Lacquered laminate, brushed steel reproduction

Postformed front coated with UV lacquered PET foil, horizontal polymer edge in front colour. Internal door face in white.

Special productions see chapter 10.

Illustration with handle no. 544 / drilling 01



Framed glass door in front colour with clear glass no. 01

Glass variant: no. 02 39




Segmented glass front with clear glass no. 01

Glass variant: no. 02 39




Detail view

Recommended carcass colours




no. 193

Alpine white



no. 127


Black



no. 097


Havana oak reproduction

Recommended worktop décors



no. 193

Alpine white



no. 366

Black textured



no. 097

Havana oak reproduction

Available surrounding design elements & colours

Matching upright panel:
no. 216 Lacquered laminate, brushed steel reproduction
Matching plinth:
no. 061 Brushed steel reproduction, waterproof

Recommended handles



no. 544 $\oplus \oplus$ 160 mm

Metal handle
Stainless steel finish



no. 502 $\oplus \oplus$ 160 mm

Metal handle
Black



no. 595 $\oplus \oplus$ 160 mm

Metal handle
Black / Stainless steel finish

Recommended handles subject to a surcharge



no. 409 $\oplus \oplus$ 320 / 160 mm


Metal handle
Stainless steel finish




no. 890 $\oplus \oplus$ 184 - 1326 mm

Railing handle
Stainless steel finish

Glass variant surcharges



no. 02 Matt glass




no. 39 Black glass



Framed glass door in front colour with clear glass no. 01

Glass variant: no. 02 39



Segmented glass front with clear glass no. 01

Glass variant: no. 02 39

Front number 168


Lacquer, honed alpine white

Lacquer front on MDF board.
Internal door face in front colour.


Special productions see chapter 10.

Illustration with handle no. 608 / drilling 01


Recommended carcase colours



no. 193
Alpine white




no. 078
Sanremo oak reproduction



no. 194
Slate grey


Recommended worktop décors



no. 364
Basalt reproduction (Xtra)



no. 078
Sanremo oak reproduction



no. 274
Teramo marble reproduction

Available surrounding design elements & colours

Matching upright panels:
no. 168 Lacquer, honed alpine white
no. 193 Alpine white

Recommended handles



no. 608 160 mm
Metal handle
Stainless steel finish



no. 511 160 mm
Metal handle
Titanium-coloured




no. 408 160 mm
Metal handle
Stainless steel finish

Recommended handles subject to a surcharge



no. 350 145 - 1195 mm
Bar handle
Stainless steel finish




no. 650 184 - 1326 mm
Railing handle
Stainless steel finish

Glass variant surcharges



no. 02 Matt glass




no. 39 Black glass



Framed glass door in front colour with clear glass no. 01

Glass variant: no. 02 39



Segmented glass front with clear glass no. 01

Glass variant: no. 02 39

Front number 173


Lacquer, honed white

Lacquer front on MDF board.
Internal door face in front colour.

Special productions see chapter 10.


Illustration with handle no. 724 / drilling 01

Recommended carcass colours




no. 106

White



no. 194

Slate grey



no. 078

Sanremo oak reproduction

Recommended worktop décors



no. 078

Sanremo oak reproduction



no. 393

Vintage oak reproduction



no. 394

Champagne travertine reproduction

Available surrounding design elements & colours

Matching upright panels:
no. 173 Lacquer, honed white
no. 106 White

Recommended handles



no. 724 160 mm

Metal handle
Stainless steel finish



no. 263 160 mm

Metal handle
Stainless steel finish



no. 602 160 mm

Metal handle
Stainless steel finish

Recommended handles subject to a surcharge



no. 718 160 mm

Metal handle
Chromed black




no. 550 145 - 1195 mm

Bar handle
Stainless steel finish

Glass variant surcharges



no. 02 Matt glass




no. 39 Black glass



Framed glass door in front colour with clear glass no. 01

Glass variant: no. 02 39



Segmented glass front with clear glass no. 01

Glass variant: no. 02 39

Front number 175


Lacquer, honed ivory

Lacquer front on MDF board.
Internal door face in front colour.

Special productions see chapter 10.

Illustration with handle no. 062 / drilling 01

Recommended carcase colours



no. 120

Ivory matt



no. 126


Oak Montreal reproduction



no. 127

Black

Recommended worktop décors



no. 364

Basalt reproduction (Xtra)



no. 126

Oak Montreal reproduction



no. 124

Walnut reproduction

Recommended handles



no. 062

Metal handle
Stainless steel finish



no. 724

Metal handle
Stainless steel finish



no. 799

Metal handle
Chromed black

Recommended handles subject to a surcharge



no. 650

Railing handle
Stainless steel finish




no. 515

Metal handle
Titanium-coloured

Glass variant surcharges



no. 02 Matt glass



no. 39 Black glass


Available surrounding design elements & colours

Matching upright panels:
no. 175 Lacquer, honed ivory
no. 120 Ivory matt



Framed glass door in front colour with clear glass no. 01

Glass variant: no. 02 39



Segmented glass front with clear glass no. 01

Glass variant: no. 02 39

Front number 171

Lacquer, honed satin grey

Lacquer front on MDF board.
Internal door face in front colour.

Special productions see chapter 10.

Illustration with handle no. 602 / drilling 01


Recommended carcass colours



no. 070
Satin grey



no. 126
Oak Montreal reproduction



no. 078
Sanremo oak reproduction

Recommended worktop décors



no. 070
Satin grey



no. 126
Oak Montreal reproduction



no. 266
Caledonia

Available surrounding design elements & colours

Matching upright panels:
no. 171 Lacquer, honed satin grey
no. 070 Satin grey

Recommended handles



no. 602 $\oplus \oplus$ 160 mm
Metal handle
Stainless steel finish



no. 720 $\oplus \oplus$ 160 mm
Metal handle
Chromed black



no. 263 $\oplus \oplus$ 160 mm
Metal handle
Stainless steel finish

Recommended handles subject to a surcharge



no. 650 $\oplus \oplus$ 184 - 1326 mm
Railing handle
Stainless steel finish




no. 603 $\oplus \oplus$ 320 / 160 mm
Metal handle
Stainless steel finish

Glass variant surcharges



no. 02 Matt glass



no. 39 Black glass

**Front number 165****Lacquer, honed stone grey**

Lacquer front on MDF board.
Internal door face in front colour.

Special productions see chapter 10.

Illustration with handle no. 358 / drilling 01



Framed glass door in front colour with clear glass no. 01

Glass variant: no. 02 39



Segmented glass front with clear glass no. 01


Glass variant: no. 02 39

Recommended carcase colours**no. 089**

Stone grey

**no. 198**

Sierra oak reproduction

**no. 078**

Sanremo oak reproduction

Recommended handles**no. 358** ⊕ ⊕ 160 mm

Metal handle
Titanium-coloured

**no. 077** ⊕ ⊕ 160 mm

Metal handle
Stainless steel finish

**no. 544** ⊕ ⊕ 160 mm

Metal handle
Stainless steel finish

Recommended handles subject to a surcharge**no. 710** ⊕ ⊕ 145 - 1195 mm

Bar handle
Stone grey

**no. 350** ⊕ ⊕ 145 - 1195 mm

Bar handle
Stainless steel finish

Recommended worktop décors**no. 396**


Grey terrazzo reproduction

**no. 378**

Black Concrete reproduction

**no. 078**

Sanremo oak reproduction


Glass variant surcharges**no. 02** Matt glass**no. 39** Black glass**Available surrounding design elements & colours**

Matching upright panels:
no. 165 Lacquer, honed stone grey
no. 089 Stone grey



Framed glass door in front colour with clear glass no. 01

Glass variant: no. 02 39



Segmented glass front with clear glass no. 01

Glass variant: no. 02 39


Front number 470 Lacquer, alpine white ultra high gloss

Lacquer front on MDF board, polymer edged all around in front colour.
Internal door face in front colour.

Z-shaped units are not available.

Illustration with handle no. 502 / drilling 01

Recommended carcass colours



no. 060

Alpine white gloss



no. 126


Oak Montreal reproduction



no. 194

Slate grey

Recommended worktop décors



no. 366

Black textured



no. 126

Oak Montreal reproduction



no. 393

Vintage oak reproduction

Available surrounding design elements & colours

Matching upright panels:
no. 470 Lacquer, alpine white ultra high gloss
no. 306 Alpine white high gloss

Recommended handles



no. 502

Metal handle
Black



no. 602

Metal handle
Stainless steel finish



no. 121

Metal handle
Stainless steel finish

Recommended handles subject to a surcharge



no. 650 184 - 1326 mm


Railing handle
Stainless steel finish




no. 350 145 - 1195 mm

Bar handle
Stainless steel finish


Glass variant surcharges



no. 02 Matt glass




no. 39 Black glass



Framed glass door in front colour with clear glass no. 01

Glass variant: no. 02 39



Segmented glass front with clear glass no. 01

Glass variant: no. 02 39

Front number 460


Lacquer, white ultra high gloss

Lacquer front on MDF board, polymer edged all around in front colour.
Internal door face in front colour.

Z-shaped units are not available.


Illustration with handle no. 183 / drilling 01

Recommended carcase colours



no. 022

White gloss



no. 078

Sanremo oak reproduction



no. 126

Oak Montreal reproduction

Recommended worktop décors




no. 124

Walnut reproduction



no. 078

Sanremo oak reproduction



no. 373

Grey slate reproduction (Xtra)

Available surrounding design elements & colours

Matching upright panels:
no. 460 Lacquer, white ultra high gloss
no. 023 White high gloss

Recommended handles



no. 183 ⊕ ⊕ 128 mm

Metal handle
Stainless steel finish



no. 957 ⊕ ⊕ 160 mm


Metal handle
Black



no. 192 ⊕ ⊕ 160 mm

Metal handle
Brilliant chrome

Recommended handles subject to a surcharge



no. 240 ⊕ ⊕ 195 - 1195 mm

Bar handle
Black




no. 900 ⊕ ⊕ 184 - 1326 mm

Railing handle
Stainless steel finish

Glass variant surcharges



no. 02 Matt glass




no. 39 Black glass



Framed glass door in front colour with clear glass no. 01

Glass variant: no. 02 39



Segmented glass front with clear glass no. 01

Glass variant: no. 02 39

Front number 467

Lacquer, sand ultra high gloss

Lacquer front on MDF board, polymer edged all around in front colour.
Internal door face in front colour.

Z-shaped units are not available.

Illustration with handle no. 408 / drilling 01

Recommended carcass colours




no. 126

Oak Montreal reproduction



no. 122

Sand



no. 127

Black

Recommended worktop décors




no. 126

Oak Montreal reproduction



no. 355

Ferro bronze décor



no. 373

Grey slate reproduction (Xtra)

Available surrounding design elements & colours

Matching upright panels:
no. 467 Lacquer, sand ultra high gloss
no. 727 Sand high gloss

Recommended handles



no. 408 $\oplus \oplus$ 160 mm

Metal handle
Stainless steel finish



no. 069 $\oplus \oplus$ 160 mm

Metal handle
Stainless steel finish



no. 612 $\oplus \oplus$ 160 mm

Metal handle
Chromed black

Recommended handles subject to a surcharge



no. 300 $\oplus \oplus$ 145 - 1195 mm

Bar handle
Stainless steel finish




no. 960 $\oplus \oplus$ 138 - 1188 mm

Screw-on bar handle
Stainless steel finish

Glass variant surcharges



no. 02 Matt glass



no. 39 Black glass



Framed glass door in front colour with clear glass no. 01

Glass variant: no. **02** **39**

Front number 551

Lacquer, honed alpine white


Lacquer front on MDF board.

Door thickness 22 mm, internal door face in front colour.

Special productions and pinned doors are not available.

Recommended worktop depth: 585 mm.

Recommended carcass colours




no. 193

Alpine white



no. 126


Oak Montreal reproduction



no. 194

Slate grey

Recommended worktop décors




no. 354

Concrete Slate Grey reproduction



no. 126

Oak Montreal reproduction



no. 274

Teramo marble reproduction


Available surrounding design elements & colours

Matching upright panels:
no. 168 Lacquer, honed alpine white
no. 193 Alpine white

Glass variant surcharges



no. 02 Matt glass



no. 39 Black glass



Framed glass door with satin matt and bevelled edges



Recommended pilasters:
774 Lacquered laminate, white

Front number 774

Lacquered laminate, white


Lacquered laminate MDF door in frame appearance, coated with lacquered polymer foil. Door thickness 22 mm, internal door face in front colour.

Special productions see chapter 10.

Illustration with handle no. 677 / drilling 05


Drilling 17, 19 are not possible!

Recommended carcase colours




no. 106

White



no. 198

Sierra oak reproduction



no. 097


Havana oak reproduction

Recommended worktop décors



no. 394

Champagne travertine reproduction



no. 198

Sierra oak reproduction



no. 097

Havana oak reproduction

Available surrounding design elements & colours

Matching upright panel:
no. 774 Lacquered laminate, white



KLHC-947



LB-9621

Recommended handles



no. 677

Metal knob
Stainless steel finish



no. 276

Metal handle
Antique iron colour



no. 077

Metal handle
Stainless steel finish

Recommended handles subject to a surcharge



no. 737

Wood / Metal handle
Oak / Black



no. 736

Metal handle
Stainless steel finish, glazed black



Framed glass door with satin matt and bevelled edges



Recommended pilasters:
772 Lacquered laminate, stone grey

Front number 772

Lacquered laminate, stone grey

Lacquered laminate MDF door in frame appearance, coated with lacquered polymer foil. Door thickness 22 mm, internal door face in front colour.

Special productions see chapter 10.


Illustration with handle no. 610 / drilling 05

Drilling 17, 19 are not possible!


Recommended carcase colours



no. 089
Stone grey




no. 097
Havana oak reproduction



no. 078
Sanremo oak reproduction

Recommended worktop décors



no. 396
Grey terrazzo reproduction



no. 097
Havana oak reproduction



no. 078
Sanremo oak reproduction

Available surrounding design elements & colours

Matching upright panel:
no. 341 Lacquered laminate, stone grey
supermatt



KLHC-947



LB-9621

Recommended handles



no. 610
Cast iron knob
Black



no. 732
Cast iron handle
Black



no. 595
Metal handle
Black / Stainless steel finish

Recommended handles subject to a surcharge



no. 737
Wood / Metal handle
Oak / Black



no. 738
Metal handle
Stainless steel finish, glazed black



Framed glass door with satin matt and bevelled edges



Recommended pilasters:
776 Lacquered laminate, reed green

Front number 776

Lacquered laminate, reed green


Lacquered laminate MDF door in frame appearance, coated with lacquered polymer foil. Door thickness 22 mm, internal door face in front colour.

Special productions see chapter 10.

Illustration with handle no. 610 / drilling 05


Drilling 17, 19 are not possible!

Recommended carcass colours




no. 106

White



no. 198

Sierra oak reproduction



no. 097

Havana oak reproduction

Recommended worktop décors



no. 394

Champagne travertine reproduction



no. 198

Sierra oak reproduction



no. 097

Havana oak reproduction

Available surrounding design elements & colours

Matching upright panel:
no. 776 Lacquered laminate, reed green

Matching shelf unit and plinth colour:
no. 038 Reed green



KLHC-947



LB-9621

Recommended handles



no. 610

Cast iron knob
Black



no. 677

Metal knob
Stainless steel finish



no. 280

Metal handle
Antique iron colour 128 mm

Recommended handles subject to a surcharge




no. 736

Metal handle
Stainless steel finish, glazed black 160 mm



no. 019

Metal handle
Stainless steel finish 192 mm



Front number 782

Lacquer, honed white

Lacquer front on MDF door in frame appearance.
Door thickness 22 mm, internal door face in front colour.

Special productions see chapter 10.

Illustration with handle no. 726 / drilling 02
Drilling 17, 19 are not possible!



Framed glass door with clear glass no. 01
Glass variant: no. 02 39



Framed glass door with clear glass no. 27
for surcharge MP-GWSP
matt glass no. 28
black glass no. 29




Framed glass door with clear glass no. 54
for surcharge MP-GWSP
matt glass no. 55
black glass no. 56

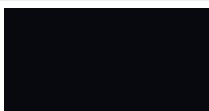


Recommended pilasters:
782 Lacquer, honed white

Recommended carcase colours



no. 106
White



no. 127
Black




no. 198
Sierra oak reproduction

Recommended handles



no. 726 ⊕ ⊕ 160 mm
Metal handle
Black



no. 277 ⊕ ⊕ 160 mm
Metal handle
Antique silver colour




no. 732 ⊕ ⊕ 160 mm
Cast iron handle
Black


Recommended worktop décors



no. 198
Sierra oak reproduction



no. 364
Basalt reproduction (Xtra)



no. 366
Black textured

Recommended handles subject to a surcharge

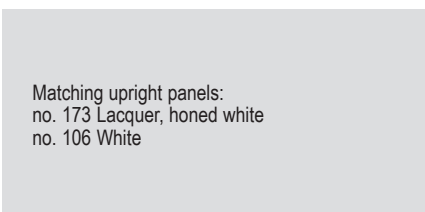


no. 737 ⊕ ⊕ 192 mm
Wood / Metal handle
Oak / Black



no. 736 ⊕ ⊕ 160 mm
Metal handle
Stainless steel finish, glazed black

Available surrounding design elements & colours



Matching upright panels:
no. 173 Lacquer, honed white
no. 106 White



KLHC-947




LB-9621

Glass variant surcharges



no. 02 Matt glass



no. 39 Black glass



Front number 786

Lacquer, Slate grey matt

Lacquer front on MDF door in frame appearance.
Door thickness 22 mm, internal door face in front colour.

Special productions see chapter 10.

Illustration with handle no. 616 / drilling 01
Drilling 17, 19 are not possible!



Framed glass door with clear glass no. 01
Glass variant: no. 02 39



Framed glass door with clear glass no. 27
for surcharge MP-GWSP
matt glass no. 28
black glass no. 29



Framed glass door with clear glass no. 54
for surcharge MP-GWSP
matt glass no. 55
black glass no. 56




Recommended pilasters:
786 Lacquer, Slate grey matt


Recommended carcass colours



no. 194
Slate grey



no. 127
Black




no. 126
Oak Montreal reproduction

Recommended worktop décors



no. 205
Vikings Oak reproduction



no. 149
Concrete Terra grey
reproduction



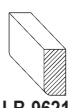
no. 126
Oak Montreal reproduction

Available surrounding design elements & colours

Matching upright panels:
no. 786 Lacquer, Slate grey matt



KLHC-947



LB-9621

Recommended handles



no. 616 ⊕ ⊕ 96 mm
Cast iron handle
Black



no. 069 ⊕ ⊕ 160 mm
Metal handle
Stainless steel finish



no. 610 ⊕ ⊕
Cast iron knob
Black

Recommended handles subject to a surcharge



no. 736 ⊕ ⊕ 160 mm
Metal handle
Stainless steel finish, glazed black



no. 718 ⊕ ⊕ 160 mm
Metal handle
Chromed black

Glass variant surcharges



no. 02 Matt glass



no. 39 Black glass



Framed glass door with inlay satin matt



Recommended pilasters:
847 Lacquer, honed alpine white

Front number 847

Lacquer, honed alpine white


Lacquer front on MDF door in frame appearance.
Internal door face in front colour.

Special productions see chapter 10.

Illustration with handle no. 502 / drilling 02

Drilling 17, 19 are not permitted! Flaps, swivel flaps, folding/lifting doors and sliding doors are supplied without an inlay.

Recommended carcase colours



no. 193

Alpine white



no. 078

Sanremo oak reproduction



no. 194

Slate grey

Recommended handles



no. 502

Metal handle
Black



no. 276

Metal handle
Antique iron colour



no. 284

Metal handle
Antique silver colour

Recommended handles subject to a surcharge



no. 603 $\oplus \oplus$ 320 / 160 mm


Metal handle
Stainless steel finish



no. 738 $\oplus \oplus$ 320 / 160 mm

Metal handle
Stainless steel finish, glazed black

Recommended worktop décors




no. 344

Black granite décor



no. 078

Sanremo oak reproduction

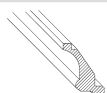


no. 354

Concrete Slate Grey
reproduction

Available surrounding design elements & colours

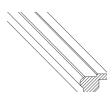
Matching upright panels:
no. 168 Lacquer, honed alpine white
no. 193 Alpine white



KLH-908



KLC-929



LBH-9608



Framed glass door with inlay satin matt


Recommended pilasters:
849 Lacquer, honed ivory**Front number 849****Lacquer, honed ivory**

Lacquer front on MDF door in frame appearance.
Internal door face in front colour.


Special productions see chapter 10.

Illustration with handle no. 679 / drilling 05


Drilling 17, 19 are not permitted! Flaps, swivel flaps, folding/lifting doors and sliding doors are supplied without an inlay.

Recommended carcass colours**no. 120**

Ivory matt

**no. 078**

Sanremo oak reproduction

**no. 097**

Havana oak reproduction

Recommended worktop décors**no. 124**


Walnut reproduction

**no. 078**

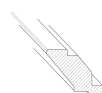
Sanremo oak reproduction


**no. 097**

Havana oak reproduction

Recommended handles**no. 679**Metal knob
Black**no. 732**Cast iron handle
Black**no. 280**Metal handle
Antique iron colour**Recommended handles subject to a surcharge****no. 019**Metal handle
Stainless steel finish**no. 709**Metal handle
Stainless steel finish**Available surrounding design elements & colours**

Matching upright panels:
no. 175 Lacquer, honed ivory
no. 120 Ivory

**KLH-908****KLC-929****LBH-9608**



Framed glass door with inlay satin matt


Recommended pilasters:
851 Lacquer, honed black

Front number 851

Lacquer, honed black

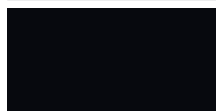
Lacquer front on MDF door in frame appearance.
Internal door face in front colour.

Special productions see chapter 10.

Illustration with handle no. 677 / drilling 05


Drilling 17, 19 are not possible! Flaps, swivel flaps, folding/lifting doors and sliding doors are supplied without an inlay.

Recommended carcase colours



no. 127

Black



no. 078

Sanremo oak reproduction



no. 198

Sierra oak reproduction

Recommended worktop décors



no. 124

Walnut reproduction



no. 078

Sanremo oak reproduction



no. 266

Caledonia

Recommended handles



no. 677

Metal knob
Stainless steel finish


no. 679

Metal knob
Black


no. 222

Metal handle
Gold coloured
160 mm

Recommended handles subject to a surcharge



no. 603

Metal handle
Stainless steel finish
320 / 160 mm

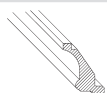

no. 718

Metal handle
Chromed black
160 mm

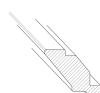
Available surrounding design elements & colours

Matching upright panel:
no. 851 Lacquer, honed black

Matching shelf and plinth colour:
no. 127 Black



KLH-908



KLC-929



LBH-9608



Framed glass door with antique inlay German style K, no. 22



Recommended pilasters:
390 Washed ivory

Front number 390

Washed ivory


MDF door in frame appearance, fully PVC wrapped.
Internal door face in front colour.

XL units and special productions are not available.

Illustration with handle no. 203 / drilling 02


Drilling 01, 17, 18, 19 are not possible!

Recommended carcass colours



no. 120

Ivory matt



no. 078

Sanremo oak reproduction



no. 126


Oak Montreal reproduction

Recommended handles



no. 203 ⊕ ⊕ 128 mm

Metal- / Porcelain handle
Ivory / Antique silver colour



no. 280 ⊕ ⊕ 128 mm


Metal handle
Antique iron colour



no. 610 ⊕ ⊕

Cast iron knob
Black

Recommended worktop décors



no. 373

Grey slate reproduction (Xtra)



no. 078

Sanremo oak reproduction

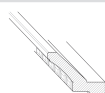


no. 126

Oak Montreal reproduction

Available surrounding design elements & colours

Range-based colour for KLL / LBL:
no. 390 Washed ivory



KLL-903




LBL-9603



Framed glass door in front colour with clear glass no. 01

Glass variant: no. 02 39



Segmented glass front with clear glass no. 01

Glass variant: no. 02 39

Front number 817

Lacquer, alpine white high gloss


Lacquer front on MDF board.

Internal door face in front colour.

Special productions see chapter 10.


Illustration with handle no. 612 / drilling 01

Recommended carcase colours



no. 060

Alpine white gloss



no. 078


Sanremo oak reproduction



no. 126

Oak Montreal reproduction

Recommended worktop décors



no. 354

Concrete Slate Grey reproduction



no. 078

Sanremo oak reproduction



no. 126

Oak Montreal reproduction

Available surrounding design elements & colours

Matching upright panels:
no. 817 Lacquer, alpine white high gloss
no. 306 Alpine white high gloss

Recommended handles



no. 612

Metal handle
Chromed black



no. 724


Metal handle
Stainless steel finish



no. 279

Metal handle
Stainless steel finish

Recommended handles subject to a surcharge



no. 760

Bar handle
Stainless steel finish




no. 930

Railing handle
Stainless steel finish


Glass variant surcharges



no. 02 Matt glass



no. 39 Black glass

**Front number 814****Lacquer, white high gloss**

Lacquer front on MDF board.
Internal door face in front colour.


Special productions see chapter 10.

Illustration with handle no. 183 / drilling 01




Framed glass door in front colour with clear glass no. 01

Glass variant: no. 02 39



Segmented glass front with clear glass no. 01


Glass variant: no. 02 39

Recommended carcass colours

no. 022
White gloss




no. 126
Oak Montreal reproduction



no. 097
Havana oak reproduction

Recommended worktop décors

no. 226
Metal art décor



no. 344
Black granite décor



no. 097
Havana oak reproduction

Available surrounding design elements & colours

Matching upright panels:
no. 814 Lacquer, white high gloss
no. 023 White high gloss

Recommended handles

no. 183 ⊕ ⊕ 128 mm
Metal handle
Stainless steel finish



no. 595 ⊕ ⊕ 160 mm
Metal handle
Black / Stainless steel finish



no. 608 ⊕ ⊕ 160 mm
Metal handle
Stainless steel finish

Recommended handles subject to a surcharge


no. 650 ⊕ ⊕ 184 - 1326 mm
Railing handle
Stainless steel finish




no. 190 ⊕ ⊕ 320 / 160 mm
Metal handle
Brilliant chrome

Glass variant surcharges

no. 02 Matt glass



no. 39 Black glass

**Front number 816****Lacquer, ivory high gloss**

Lacquer front on MDF board.
Internal door face in front colour.


Special productions see chapter 10.

Illustration with handle no. 218 / drilling 01




Framed glass door in front colour with clear glass no. 01

Glass variant: no. 02 39



Segmented glass front with clear glass no. 01

Glass variant: no. 02 39

Recommended carcase colours**no. 120**

Ivory matt

**no. 126**

Oak Montreal reproduction

**no. 097**

Havana oak reproduction

Recommended handles**no. 218** ⊕ ⊕ 160 mm

Metal handle
Stainless steel finish / Brilliant
chrome

**no. 602** ⊕ ⊕ 160 mm

Metal handle
Stainless steel finish

**no. 183** ⊕ ⊕ 128 mm


Metal handle
Stainless steel finish

Recommended handles subject to a surcharge**no. 603** ⊕ ⊕ 320 / 160 mm

Metal handle
Stainless steel finish

**no. 019** ⊕ ⊕ 192 mm

Metal handle
Stainless steel finish

Recommended worktop décors**no. 373**

Grey slate reproduction (Xtra)

**no. 126**

Oak Montreal reproduction

**no. 097**

Havana oak reproduction

Glass variant surcharges**no. 02** Matt glass**no. 39** Black glass**Available surrounding design elements & colours**


Matching upright panels:
no. 816 Lacquer, ivory high gloss
no. 702 Ivory high gloss

Matching shelf unit and plinth colour:
no. 116 Ivory gloss



Framed glass door in front colour with clear glass no. 01

Glass variant: no. 02 39



Segmented glass front with clear glass no. 01

Glass variant: no. 02 39

Front number 819


Lacquer, satin grey high gloss

Lacquer front on MDF board.
Internal door face in front colour.


Special productions see chapter 10.

Illustration with handle no. 062 / drilling 01


Recommended carcass colours



no. 070
Satin grey




no. 078
Sanremo oak reproduction



no. 097
Havana oak reproduction

Recommended worktop décors



no. 373
Grey slate reproduction (Xtra)



no. 265
Rusty plates reproduction



no. 097
Havana oak reproduction

Available surrounding design elements & colours

Matching upright panels:
no. 819 Lacquer, satin grey high gloss
no. 455 Satin grey high gloss

Recommended handles



no. 062 $\oplus \oplus$ 160 mm
Metal handle
Stainless steel finish



no. 612 $\oplus \oplus$ 160 mm
Metal handle
Chromed black




no. 801 $\oplus \oplus$ 160 mm
Metal handle
Stainless steel finish

Recommended handles subject to a surcharge



no. 719 $\oplus \oplus$ 320 / 160 mm
Metal handle
Chromed black




no. 760 $\oplus \oplus$ 145 - 1195 mm
Bar handle
Stainless steel finish

Glass variant surcharges



no. 02 Matt glass



no. 39 Black glass



Framed glass door in front colour with clear glass no. 01

Glass variant: no. **02** **39**



Front number 834

Lacquer, white high gloss


Lacquer front on MDF board.

Door thickness 22 mm, internal door face in front colour.

Special productions and pinned doors are not available.

Recommended worktop depth: 585 mm.

Recommended carcass colours



no. 022

White gloss



no. 097


Havana oak reproduction



no. 126

Oak Montreal reproduction

Recommended worktop décors



no. 344

Black granite décor



no. 097

Havana oak reproduction



no. 126

Oak Montreal reproduction

Available surrounding design elements & colours

Matching upright panels:
no. 814 Lacquer, white high gloss
no. 023 White high gloss

Glass variant surcharges



no. 02 Matt glass



no. 39 Black glass


Front number 883
Lacquer, honed ivory

Lacquer front on MDF door in frame appearance.
Door thickness 22 mm, internal door face in front colour.

XL units and special productions are not available.

Illustration with handle no. 801 / drilling 02

Drilling 17, 19 are not possible!



Framed glass door with satin matt and bevelled edges




Framed glass door with antique inlay German style K, no. 22




Recommended pilasters:
883 Lacquer, honed ivory

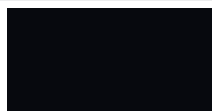
Recommended carcass colours


no. 120

Ivory matt


no. 126

Oak Montreal reproduction


no. 127

Black


Recommended worktop décors


no. 124

Walnut reproduction


no. 126

Oak Montreal reproduction



no. 117

Vintage Copper décor

Recommended handles


no. 801 ⊕ ⊕ 160 mm

Metal handle
Stainless steel finish


no. 677 ⊕ ⊕

Metal knob
Stainless steel finish


no. 511 ⊕ ⊕ 160 mm

Metal handle
Titanium-coloured

Recommended handles subject to a surcharge

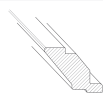

no. 370 ⊕ ⊕ 184 - 1326 mm

Railing handle
Stainless steel finish


no. 930 ⊕ ⊕ 184 - 1326 mm

Railing handle
Stainless steel finish

Available surrounding design elements & colours


KLC-929

LB-9621



Front number 881

Lacquer, honed sand

Lacquer front on MDF door in frame appearance.
Door thickness 22 mm, internal door face in front colour.

XL units and special productions are not available.

Illustration with handle no. 677 / drilling 05
Drilling 17, 19 are not possible!



Framed glass door with satin matt and bevelled edges




Framed glass door with antique inlay German style K, no. 22



Recommended pilasters:
881 Lacquer, honed sand

Recommended carcase colours




no. 122

Sand



no. 126

Oak Montreal reproduction



no. 097

Havana oak reproduction

Recommended worktop décors



no. 265

Rusty plates reproduction



no. 126

Oak Montreal reproduction



no. 097

Havana oak reproduction

Recommended handles



no. 677

Metal knob
Stainless steel finish



no. 279

Metal handle
Stainless steel finish



no. 610

Cast iron knob
Black

Recommended handles subject to a surcharge



no. 370 184 - 1326 mm

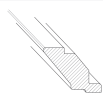
Railing handle
Stainless steel finish



no. 930 184 - 1326 mm

Railing handle
Stainless steel finish

Available surrounding design elements & colours



KLC-929



LB-9621



Front number 901 Genuine wood, lacquered satin grey

Genuine wood framed door with veneer infill panel.
Internal door face in front colour.

XL units and special productions are not available.

Illustration with handle no. 279 / drilling 02
Drilling 01, 17, 19 are not possible!



Framed glass door with inlay satin matt




Framed door with decorative wooden grille



Recommended pilasters:
901 Lacquered satin grey

Recommended carcase colours



no. 070

Satin grey

Recommended worktop décors




no. 354

Concrete Slate Grey
reproduction



no. 367

Artisan oak reproduction
(Xtra)



no. 344

Black granite décor

Recommended handles



no. 279 128 mm

Metal handle
Stainless steel finish



no. 277 160 mm

Metal handle
Antique silver colour



no. 263 160 mm

Metal handle
Stainless steel finish

Recommended handles subject to a surcharge



no. 019 192 mm

Metal handle
Stainless steel finish



no. 737 192 mm

Wood / Metal handle
Oak / Black


Available surrounding design elements & colours



KLF-914



LBF-9314



Segmented glass front with clear glass no. 01

Glass variant: no. **02** **39**



Detail view


Front number 938

Glass appearance, alpine white matt

Glass appearance front on MDF board, with high quality polymer glass coating, 2 mm thick, polymer edged all around in front colour.
Internal door face in front colour.


Illustration with handle no. 502 / drilling 01

Recommended carcass colours



no. 193

Alpine white



no. 127


Black



no. 194


Slate grey

Recommended worktop décors




no. 344

Black granite décor



no. 366

Black textured



no. 373

Grey slate reproduction (Xtra)

Available surrounding design elements & colours

Matching upright panels:
no. 938 Glass appearance, alpine white matt

Recommended handles



no. 502

Metal handle
Black



no. 726

Metal handle
Black



no. 222

Metal handle
Gold coloured

Recommended handles subject to a surcharge



no. 760

Bar handle
Stainless steel finish




no. 600

Bar handle
Black


Glass variant surcharges



no. 02 Matt glass



no. 39 Black glass



Segmented glass front with clear glass no. 01

Glass variant: no. 02 39



Detail view

Front number 937

Glass appearance, Titanio matt

Glass appearance front on MDF board, with high quality polymer glass coating, 2 mm thick, polymer edged all around in front colour.
Internal door face in front colour.


Illustration with handle no. 263 / drilling 01

Recommended carcass colours




no. 198

Sierra oak reproduction



no. 122

Sand



no. 194


Slate grey

Recommended worktop décors



no. 198

Sierra oak reproduction



no. 273

Carrara marble reproduction



no. 354

Concrete Slate Grey reproduction

Available surrounding design elements & colours

Matching upright panels:
no. 937 Glass appearance, Titanio matt

Matching plinth:
no. 059 Titanio

Recommended handles



no. 263

Metal handle
Stainless steel finish



no. 715

Metal handle
Brushed anthracite



no. 726

Metal handle
Black

Recommended handles subject to a surcharge



no. 019

Metal handle
Stainless steel finish




no. 890

Railing handle
Stainless steel finish

Glass variant surcharges



no. 02 Matt glass



no. 39 Black glass

Swatch

		Carcase colour	Plinth panel	Worktop décor	Slim Line Worktop décor	Console panel	Shelf unit	Bevelled shelf unit / wall shelf	Roll-up front colour	Upright	Top shelf	Comice shelf	Top shelf as comice	Recessed shelf	Niche cladding	Plug in wall shelf	Wall shelf	Pilaster	Comice KL	Light pelmet LB	Comice KLA / LBA	Comice KLC	Comice KLL / LBL	Comice KLH / LBH	Comice KLHC
Matt décors: carcase / upright panel																									
022	White gloss																								
060	Alpine white gloss																								
070	Satin grey																								
078	Sanremo oak reproduction																								
089	Stone grey																								
097	Havana oak reproduction																								
106	White																								
116	Ivory gloss																								
120	Ivory matt																								
122	Sand																								
126	Oak Montreal reproduction																								
127	Black ^{1.)}																								
193	Alpine white																								
194	Slate grey																								
198	Sierra oak reproduction																								

Special colours																									
014	Stainless steel appearance																								
049	Mirror décor, waterproof																								
058	Black, waterproof																								
114	Stainless steel appearance, waterproof																								
207	Volcanic grey ^{2.)}																								

High gloss décors																									
Not available for 10 mm thick upright panels and top shelves!																									
023	White high gloss																								
306	Alpine white high gloss																								
311	Slate grey high gloss																								
455	Satin grey high gloss																								
642	Black high gloss																								
702	Ivory high gloss																								
727	Sand high gloss																								

1.) Recommended as plinth panel for the Structura 403 front
2.) Matches Laser 414 fronts

Swatch

		Carcase colour	Plinth panel	Worktop décor	Slim Line Worktop décor	Console panel	Shelf unit	Bevelled shelf unit / wall shelf	Roll-up front colour	Upright	Top shelf	Comice shelf	Top shelf as comice	Recessed shelf	Niche cladding	Plug in wall shelf	Wall shelf	Pilaster	Comice KL	Light pelmet LB	Comice KLA / LBA	Comice KLC	Comice KLL / LBL	Comice KLH / LBH	Comice KLHC
Matt décors: worktop / upright panel																									
066	Slate décor																								
117	Vintage Copper décor																								
123	Virginia oak reproduction																								
124	Walnut reproduction																								
149	Concrete Terra grey reproduction																								
192	Oak Provence reproduction																								
201	Concrete Sand reproduction																								
205	Vikings Oak reproduction																								
215	Strombolian light reproduction																								
220	Arizona pine reproduction																								
225	Stem oak reproduction																								
226	Metal art décor																								
265	Rusty plates reproduction																								
266	Caledonia																								
272	Timber oak reproduction																								
273	Carrara marble reproduction																								
274	Teramo marble reproduction																								
319	Oxid décor																								
330	Concrete grey reproduction																								
344	Black granite décor																								
345	Yukon oak reproduction																								
347	Taxus reproduction																								
353	White Concrete reproduction																								
354	Concrete Slate Grey reproduction																								
355	Ferro bronze décor																								
356	Endgrain oak reproduction																								
366	Black textured																								
376	Limestone reproduction																								
378	Black Concrete reproduction																								
393	Vintage oak reproduction																								
394	Champagne travertine reproduction																								
396	Grey terrazzo reproduction																								
Xtra worktop décors / upright panels																									
364	Basalt reproduction																								
367	Artisan oak reproduction																								
369	Stone grey slate reproduction																								
373	Grey slate reproduction																								

Swatch

		Carcase colour	Plinth panel	Worktop décor	Slim Line Worktop decor	Console panel	Shelf unit	Bevelled shelf unit / wall shelf	Roll-up front colour	Upright	Rounded upright panel	Top shelf	Comice shelf	Top shelf as comice	Recessed shelf	Niche cladding	Plug in wall shelf	Wall shelf	Pilaster	Comice KL	Light pelmet LB	Comice KLA / LBA	Comice KLC	Comice KLH / LBH	
Lacquered laminate, supermatt		Upright panels and top shelves are only available in 10 mm and 16 mm thickness!																							
216	Lacquered laminate, brushed steel reproduction ^{3.)}																								
061	Brushed steel reproduction, waterproof																								
332	Lacquered laminate, alpine white supermatt ^{4.)}																								
334	Lacquered laminate, slate grey supermatt ^{4.)}																								
336	Lacquered laminate, ivory supermatt ^{4.)}																								
337	Lacquered laminate, aqua supermatt ^{4.)}																								
254	Aqua ^{4.)}																								
338	Lacquered laminate, satin grey supermatt ^{4.)}																								
340	Lacquered laminate, black supermatt ^{4.)}																								
127	Black ^{1.)}																								
341	Lacquered laminate, stone grey supermatt ^{4.)} ^{7.)}																								

Lacquered laminate, ultramatt		Upright panels and top shelves are only available in 10 mm and 16 mm thickness!																							
744	Lacquered laminate, Oak Montreal reproduction ^{9.)}																								
126	Oak Montreal reproduction																								
961	Lacquered laminate, graphite black ultra matt ^{5.)}																								
096	Graphite black																								
963	Lacquered laminate, rust red ultra matt ^{5.)}																								
021	Rust red																								
964	Lacquered laminate, Mineral green ultra matt ^{5.)}																								
208	Mineral green																								
966	Lacquered laminate, Fjord blue ultra matt ^{5.)}																								
212	Fjord blue																								
967	Lacquered laminate, alpine white ultra matt ^{5.)}																								
193	Alpine white																								
969	Lacquered laminate, sand ultra matt ^{5.)}																								
122	Sand																								

Price group 1, carcass colours



022 White gloss



060 Alpine white gloss



070 Satin grey



078 Sanremo oak reproduction




089 Stone grey




097 Havana oak reproduction



106 White



120 Ivory matt




122 Sand



126 Oak Montreal reproduction



127 Black



193 Alpine white



194 Slate grey



198 Sierra oak reproduction

Price group 4, matching Easytouch front colours



961 Lacquered laminate, graphite black ultra matt



963 Lacquered laminate, rust red ultra matt




964 Lacquered laminate, Mineral green ultra matt



966 Lacquered laminate, Fjord blue ultra matt



967 Lacquered laminate, alpine white ultra matt



969 Lacquered laminate, sand ultra matt




Available range of units

- WFR*/BMFR* bevelled shelf units
Side depth: 371 mm
(therefore only suitable as a wall unit or occasional furniture for bathroom projects)
with glass shelves depending on shelf unit height
- Bevelled wall shelves with VBF16* shelf holder
16 mm thick, 255 mm deep,
with all-round polymer edge, bevelled edge at the front




Design with rounded upright panels and sliding doors

Rounded upright panels, matching Touch and Flash front colours



332 Lacquered laminate, alpine white supermatt



336 Lacquered laminate, ivory supermatt



338 Lacquered laminate, satin grey supermatt



341 Lacquered laminate, stone grey supermatt




337 Lacquered laminate, aqua supermatt




334 Lacquered laminate, slate grey supermatt




340 Lacquered laminate, black supermatt



503 Lacquered laminate, alpine white high gloss



450 Lacquered laminate, white high gloss



452 Lacquered laminate, ivory high gloss



455 Lacquered laminate, satin grey high gloss




453 Lacquered laminate, slate grey high gloss

For the type range and planning information, refer to chapter 9, More than kitchen.

Front décors for sliding doors



892 Concrete grey reproduction*
Price group 2




889 Concrete Slate Grey reproduction*
Price group 2



405 Sierra oak reproduction*
Price group 3



402 Havana oak reproduction*
Price group 3



336 Lacquered laminate, ivory supermatt
Price group 3




338 Lacquered laminate, satin grey supermatt
Price group 3




341 Lacquered laminate, stone grey supermatt
Price group 3




334 Lacquered laminate, slate grey supermatt
Price group 3




503 Lacquered laminate, alpine white high gloss
Price group 3




450 Lacquered laminate, white high gloss
Price group 3



967 Lacquered laminate, alpine white ultra matt
Price group 4



969 Lacquered laminate, sand ultra matt
Price group 4



961 Lacquered laminate, graphite black ultra matt
Price group 4



101 Mirror (with safety film, white rear face)
Price group 4

* Only available as a continuous door up to a height of max. 2000 mm.
Visually divided fronts with panel-dividing rails are available up to a height of max. 2600 mm.

For the type range and planning information, refer to chapter 9, More than kitchen.

Glass door design

Optional glass variants, modern



Standard glass
no. 01 Clear glass

Available for Nordic 497 range

no. 27 inlay with clear glass
no. 54 horizontal inlay with clear glass



Glass variant surcharges MP-GW (7900)
no. 02 Matt glass

**Available for Nordic 497 range
for surcharge MP-GWSP (7908)**

no. 28 inlay with matt glass
no. 55 horizontal inlay with matt glass



Glass variant surcharges MP-GW (7900)
no. 39 Black glass

**Available for Nordic 497 range
for surcharge MP-GWSP (7908)**

no. 29 inlay with black glass
no. 56 horizontal inlay with black glass

Range-dependent glass variants



Satin mat and bevelled edges

Available for:
Cascada 684, Chalet 977



Satin mat

Available for:
Sylt 706, York 985



no. 22 German style K

Available for:
Castello 224, Chalet 977



Glass style design elements

Wall unit with glass doors Square, WSQ*



Door design: Aluminium framed door
Handleless version with wall unit bottom shelf with attached profile strip in stainless steel appearance.

Please indicate the glass number in your order.

Designs with light pelmet are not possible.



321 Aluminium framed door in stainless steel appearance with matt glass 02



308 Aluminium framed door in stainless steel appearance with grey glass 035



329 Aluminium framed door in Black with black glass 39



Glass style design elements


Wall unit with glass doors Flat, WF*



Door design: Aluminium framed door
Handleless version with wall unit bottom shelf with attached profile strip in stainless steel appearance.

Please indicate the glass number in your order.

Designs with light pelmet are not possible.



431 Aluminium framed door in
Alpine white with matt glass 02



434 Aluminium framed door in
Slate grey with grey glass 035



438 Aluminium framed door in
Black with black glass 39



Cottage style design elements



**Recommended Cornice /
Light pelmet:**
KLHC / LB



**Recommended Cornice /
Light pelmet:**
KLL / LBL



**Recommended Cornice /
Light pelmet:**
KLC / LB



Pilaster colour no.:
772 Lacquered laminate, stone grey
774 Lacquered laminate, white
776 Lacquered laminate, reed green
Pilaster side colour no.:
089 Stone grey
106 White
038 Reed green

Only available for program Cascada 684.



Pilaster colour no.:
390 Washed ivory
Pilaster side colour no.:
120 Ivory matt
Only available for program Castello 224.



Pilaster colour no.:
883 Lacquer, honed ivory
881 Lacquer, honed sand
Pilaster side colour no.:
120 Ivory matt
122 Sand
Only available for program Chalet 977.




**Recommended Cornice /
Light pelmet:**
KLF / LBF



**Recommended Cornice /
Light pelmet:**
KLC / KLH / LBH



**Recommended Cornice /
Light pelmet:**
KLHC / LB



Pilaster colour no.:
901 Lacquered satin grey
Pilaster side colour no.:
070 Satin grey

Only available for program York 985.

Attention! This pilaster comes with a profile on one side, therefore, it cannot be turned! Please note direction side!



Pilaster colour no.:
847 Lacquer, honed alpine white
849 Lacquer, honed ivory
851 Lacquer, honed black
Pilaster side colour no.:
193 Alpine white
120 Ivory matt
127 Black

Only available for program Sylt 706.




Pilaster colour no.:
782 Lacquer, honed white
786 Lacquer, Slate grey matt
Pilaster side colour no.:
106 White
194 Slate grey

Only available for program Nordic 497.

Worktop décors, décor group 1



066 Slate décor
WAP no. 066



070 Satin grey
WAP no. 070



078 Sanremo oak reproduction
WAP no. 078



089 Stone grey
WAP no. 089



097 Havana oak reproduction
WAP no. 097



117 Vintage Copper décor
WAP no. 117



123 Virginia oak reproduction
WAP no. 123




124 Walnut reproduction
WAP no. 124



126 Oak Montreal reproduction
WAP no. 126

NEW




149 Concrete Terra grey reproduction
WAP no. 149

Worktop décors, décor group 1



192 Oak Provence reproduction
WAP no. 192



193 Alpine white
WAP no. 193



194 Slate grey
WAP no. 194



198 Sierra oak reproduction
WAP no. 198



201 Concrete Sand reproduction
WAP no. 201

NEW



205 Vikings Oak reproduction
WAP no. 205

NEW




215 Strombolian light reproduction
WAP no. 215



220 Arizona pine reproduction
WAP no. 220



225 Stem oak reproduction
WAP no. 225



226 Metal art décor
WAP no. 226
Vertical grain.

Worktop décors, décor group 1




265 Rusty plates reproduction
WAP no. 265



266 Caledonia
WAP no. 266



272 Timber oak reproduction
WAP no. 272



273 Carrara marble reproduction
WAP no. 273



274 Teramo marble reproduction
WAP no. 274



319 Oxid décor
WAP no. 319



330 Concrete grey reproduction
WAP no. 330



344 Black granite décor
WAP no. 344



345 Yukon oak reproduction
WAP no. 345



347 Taxus reproduction
WAP no. 347

Worktop décors, décor group 1



353 White Concrete reproduction
WAP no. 353




354 Concrete Slate Grey reproduction
WAP no. 354



355 Ferro bronze décor
WAP no. 355



356 Endgrain oak reproduction
WAP no. 356



366 Black textured
WAP no. 366



376 Limestone reproduction
WAP no. 376



378 Black Concrete reproduction
WAP no. 378



393 Vintage oak reproduction
WAP no. 393

Worktop décors, décor group 1



394 Champagne travertine reproduction
WAP no. 394




396 Grey terrazzo reproduction
WAP no. 396

Wood and stone décor reproductions are modelled after these natural materials. The décor directions can - particularly with large wood or stone textures - deviate from one worktop to another. Variations in colour and texture in the décor direction, also in the area of tongue and groove connections - are in no way grounds for complaint.


Several décors exhibit prominent textures, the patterns of which only repeat in sizeable intervals and are thus, not visible on every worktop pattern or these illustrations. For this reason, you will find a depiction of the décor in its entire length at www.nobilite.de.

Xtra worktop décors, décor group 2



364 Basalt reproduction (Xtra)

WAP no. 364




369 Stone grey slate reproduction (Xtra)

WAP no. 369



367 Artisan oak reproduction (Xtra)

WAP no. 367



373 Grey slate reproduction (Xtra)

WAP no. 373

Our **Xtra worktop** décors impress with their particularly distinctive 3D surface texture, which creates an authentic looking natural stone or wood appearance. Matching upright panels and niche cladding supplement the possibilities for surround designs in this look.

Xtra worktops 38 mm thick are also characterised by an innovative multi-layered structure. The 1.2 mm thick laminate surface creates – on the one hand – the distinctive three-dimensional texture of the décor. Beneath the laminate lies a 9.4 mm thick innovative functional layer, which significantly increases the water resistance and impact resistance of the worktop.

All 38 mm thick Xtra worktops will come standard coated with the antibacterial microPLUS® surface.

Glossy spots may develop on deep-matt décors from daily use due to sliding objects back and forth. This effect also occurs with décor 373 Grey slate reproduction and is comparable to the natural ageing that is typical of genuine slate. After some time, the décor takes on its own unique patina. This visual effect in no way limits usability and thus does not constitute a defect.

The functional layer of the 38 mm thick **Xtra worktop** – which is impervious to swelling – enables select hobs and sinks to be flush mounted.

The appropriate cut-outs for flush mounting will be made at the factory for a surcharge (see chapter 4). Installation material and the respective installation instructions are included in the delivery.

Flush cut-outs can only be made for technically approved hobs and sinks.

You will find select hobs and sinks approved for this in the respective chapters of the appliances and sinks list. They are identified with the following symbol.




Moreover, additional technically approved hobs and sinks outside of the nobilia product range can also be flush mounted.

Our technically approved list for flush mounting can be found in the nobilia Extranet. This list is regularly updated in our Extranet and in the kitchen planning systems of kitchen retailers.


Of course, conventional installation of hobs and built-in sinks in Xtra worktops is also possible at any time without any restrictions.

Flush mounting of hobs and sinks is not possible in Slim Line worktops or console panels.


Quartz worktop décors



806 Epic White



802 Epic Raw




804 Epic Black



807 Epic Easy Clay

NEW



809 Epic Ash Grain

NEW


Quartz material worktops are distinguished by their high quality appearance and exceptional usability. Quartz material is a composite material that is made from natural quartz of varying grain size along with colour pigments and binding agents.

Due to this process, quartz material retains a very natural appearance. This can naturally result in colour- and/or textural deviations within a single commission.

Surface indentations, pigment accumulations and/or structural variations can occur with all composite materials. These are typical properties of this type of product and do not constitute grounds for complaint.


Even without extra impregnation, quartz is waterproof. The surface is hygienic and without pores, which makes it exceptionally easy to maintain.

Worktop décors Xtra Ceramic




790 Plain Black

NEW



792 Belgian Blue Stone reproduction

NEW



794 Concrete Satin grey reproduction

NEW



796 Concrete White reproduction

NEW



798 Concrete Sand reproduction

NEW

Xtra Ceramic worktops are characterised by their high-quality appearance and a scratch-resistant, pleasantly cool surface. The worktops are equally popular for kitchens and bathrooms thanks to their special aesthetic appearance and pleasant feel.

The patented **Xtra Ceramic** worktops are moisture-resistant even without waterproofing. Their surfaces are hygienic and non-porous, making them particularly easy to clean.

The worktop and niche thickness of 16 mm is achieved by attaching a substrate board made of foam glass. It is produced from recycled glass waste and is particularly light-weight, pressure-resistant and non-flammable.

The worktops and niches are equipped with an impact-resistant design edge.

The **Xtra Ceramic** worktop permits flush mounting of select hobs and sinks.

The cut-outs required for flush mounting are factory-made for a surcharge (see chapter 4). Installation material and the associated installation manual are included in the scope of delivery.

Flush cut-outs can only be made for hobs and sinks with technical approval for this purpose.



These select hobs and sinks can be found in the respective chapters of our appliances and sinks list. They are marked with the symbol shown here.

Moreover, additional technically approved hobs and sinks outside of the nobilia range are suitable for flush mounting. Our technically approved list for flush mounting can be found in the nobilia Extranet. It is updated regularly in the Extranet and in the kitchen planning systems used by retailers.

It goes without saying that conventional installation of hobs and built-in sinks in **Xtra Ceramic** worktops is possible at any time without restrictions.

Handle Ordering Information

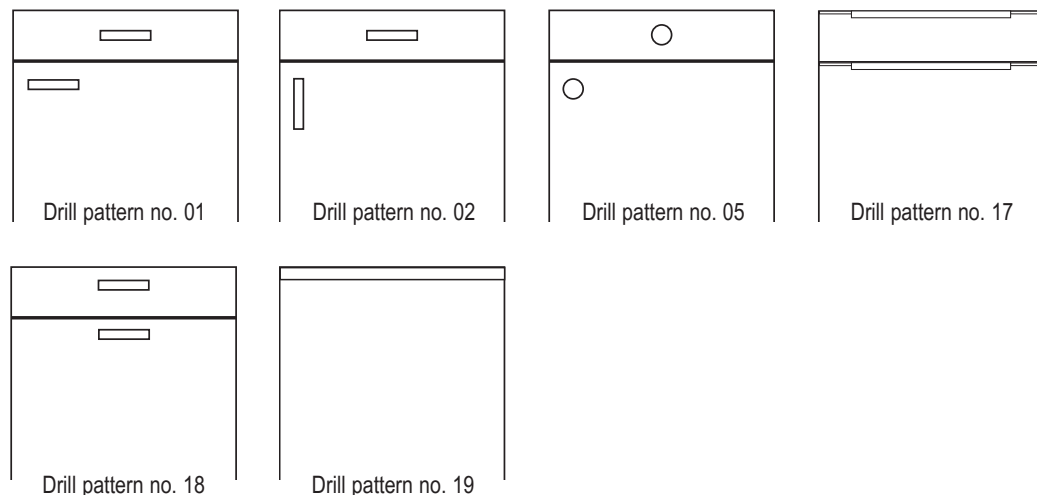
Required information in your order

Please state the handle number and the drill pattern in your order. This information is crucial. Not all handles and drill patterns are suitable for all fronts. Therefore, when selecting the handle and the drilling pattern, please also bear in mind the individual order information per handle as well as the respective information given on the front pages.

Handles subject to surcharge

The handles shown on the page M 2.20 can be ordered against a surcharge. The price will be invoiced per handle, independent of its length. The required handle lengths are automatically taken into account in the factory and adapted to the individual door sizes.

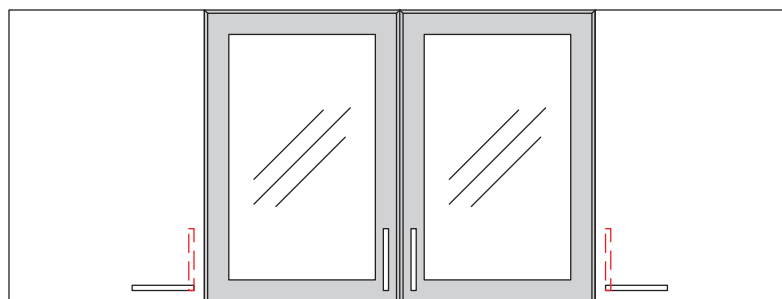
Available drill pattern



Information for wall units with framed glass doors WG* in drill pattern 01

The standard handle position on wall units with framed glass doors and 150 mm wide pull-outs is drill pattern 02. Consequently, the handle position is always vertical – even for plans with drill pattern 01.

For plans including adjacent wall units with other door shapes we recommend continuous planning – at least for the wall units – in drill pattern 02.



Also for 200 mm wide pull-outs, 200 mm and 250 mm wide doors as well as 800 mm wide carousel corner units, the original handle is supplied in handle position 02 for drill spacing upwards of 160 mm.

Information when planning with drill pattern 18




























For plans requiring a centred handle position according to drill pattern 18, please take the following special information into account:

- Not possible with the following handles: railing handle 900 and bar handles 240, 300, 350, 430, 550, 600, 690, 710, 730, 760 and 870.
- For pull-outs of 150 and 200 mm width, doors of 200 mm and 250 mm width and carousel corner unit of 800 mm width, the original handle is supplied in handle position 02 for a drill spacing of 160 mm or more.
- When planning a hinged unit, adjacent to a unit of greater depth (e.g. wall unit next to a tall unit), hinge the front away from the adjacent deeper unit, to avoid a handle clash.
- Always plan units, connection and door hinge on the wall side with a filler (minimum dimension = 50 mm). If a filler cannot be planned, change over the door hinged side.
- The corner dimensions on corner base unit solutions in combination with the railing handles 370, 620, 650, 890 and 930 must be at least 650 x 650 mm.
- The corner dimensions on corner wall unit solutions in combination with the railing handles 370, 620, 650, 890 and 930 must be at least 430 x 430 mm.
- Not possible with diagonal units with handles 370, 620, 650, 890 and 930.
- Not possible with diagonal corner wall units with handles 370, 620, 650, 890 and 930.
- Not possible with 244 mm and 544 mm wide fronts with handles 370, 620, 650, 890 and 930.

Only available for the following ranges:

Artis 789, Cascada 684, Chalet 977, Easytouch 945, Fashion 406, Flash 648, Focus 312, Inox 808, Laser 615, Lux 555, Natura 157, Nordic 497, Riva 371, Speed 351, StoneArt 566, Structura 382, Sylt 706, Touch 317, York 985

Overview of handles

	handle no. description drilling no. height drill. distance in mm		handle no. description drilling no. height drill. distance in mm		handle no. description drilling no. height drill. distance in mm
• Stainless steel					
	no. 042 Metal handle Stainless steel finish drilling: 01, 02, 18 H = 34 mm ⌀ ⌀ 160 mm		no. 237 Metal handle Stainless steel finish drilling: 01, 02, 18 H = 27 mm ⌀ ⌀ 160 mm		no. 958 <small>NEW</small> Metal handle Stainless steel finish drilling: 01, 18 H = 21 mm ⌀ ⌀ 160 mm
	no. 062 Metal handle Stainless steel finish drilling: 01, 02, 18 H = 28 mm ⌀ ⌀ 160 mm		no. 263 Metal handle Stainless steel finish drilling: 01, 02, 18 H = 35 mm ⌀ ⌀ 160 mm	• Chromed black / Brilliant chrome	
	no. 067 Metal handle Stainless steel finish drilling: 01, 02, 18 H = 28 mm ⌀ ⌀ 160 mm		no. 279 Metal handle Stainless steel finish drilling: 01, 02, 18 H = 30 mm ⌀ ⌀ 128 mm		no. 192 Metal handle Brilliant chrome drilling: 01, 02, 18 H = 33 mm ⌀ ⌀ 160 mm
	no. 069 Metal handle Stainless steel finish drilling: 01, 02, 18 H = 27 mm ⌀ ⌀ 160 mm		no. 331 Metal handle Stainless steel finish drilling: 01, 02, 18 H = 32 mm ⌀ ⌀ 160 mm		no. 498 Metal handle Brilliant chrome drilling: 01, 02, 18 H = 30 mm ⌀ ⌀ 160 mm
	no. 077 Metal handle Stainless steel finish drilling: 01, 02, 18 H = 27 mm ⌀ ⌀ 160 mm		no. 408 Metal handle Stainless steel finish drilling: 01, 02, 18 H = 36 mm ⌀ ⌀ 160 mm		no. 612 Metal handle Chromed black drilling: 01, 02, 18 H = 27 mm ⌀ ⌀ 160 mm
	no. 098 Metal handle Matt nickel drilling: 01, 02, 18 H = 29 mm ⌀ ⌀ 160 mm		no. 544 Metal handle Stainless steel finish drilling: 01, 02, 18 H = 36 mm ⌀ ⌀ 160 mm		no. 720 Metal handle Chromed black drilling: 01, 02, 18 H = 28 mm ⌀ ⌀ 160 mm
	no. 121 Metal handle Stainless steel finish drilling: 01, 02, 18 H = 25 mm ⌀ ⌀ 160 mm		no. 602 Metal handle Stainless steel finish drilling: 01, 02, 18 H = 38 mm ⌀ ⌀ 160 mm		no. 799 Metal handle Chromed black drilling: 01, 02, 18 H = 30 mm ⌀ ⌀ 160 mm
	no. 183 Metal handle Stainless steel finish drilling: 01, 02, 18 H = 35 mm ⌀ ⌀ 128 mm		no. 608 Metal handle Stainless steel finish drilling: 01, 02, 18 H = 27 mm ⌀ ⌀ 160 mm	• Titanium-coloured	
	no. 186 Metal handle Stainless steel finish drilling: 01, 02, 18 H = 28 mm ⌀ ⌀ 128 mm		no. 708 Metal handle Stainless steel finish drilling: 01, 02, 18 H = 27 mm ⌀ ⌀ 160 mm		no. 271 Metal handle Titanium-coloured drilling: 01, 02, 18 H = 25 mm ⌀ ⌀ 160 mm
	no. 218 Metal handle Stainless steel finish / Brilliant chrome drilling: 01, 02, 18 H = 37 mm ⌀ ⌀ 160 mm		no. 724 Metal handle Stainless steel finish drilling: 01, 02, 18 H = 30 mm ⌀ ⌀ 160 mm		no. 358 Metal handle Titanium-coloured drilling: 01, 02, 18 H = 30 mm ⌀ ⌀ 160 mm
	no. 221 Metal handle Stainless steel finish drilling: 01, 02, 18 H = 32 mm ⌀ ⌀ 160 mm		no. 801 Metal handle Stainless steel finish drilling: 01, 02, 18 H = 30 mm ⌀ ⌀ 160 mm		no. 511 Metal handle Titanium-coloured drilling: 01, 02, 18 H = 30 mm ⌀ ⌀ 160 mm
				• Alpine white	
					no. 956 <small>NEW</small> Metal handle Alpine white drilling: 01, 18 H = 21 mm ⌀ ⌀ 160 mm

Overview of handles

	handle no. description drilling no. height drill. distance in mm		handle no. description drilling no. height drill. distance in mm		handle no. description drilling no. height drill. distance in mm
• Anthracite / Grey / Black		• Silver / Iron colour / Copper colour		• Knobs	
	no. 088 Metal handle Brushed anthracite drilling: 01, 02, 18 H = 27 mm ⌀ 160 mm		no. 118 Metal handle Antique silver colour drilling: 01, 02, 18 H = 30 mm ⌀ 160 mm		no. 610 Cast iron knob Black drilling: 05 H = 30 mm
	no. 333 Metal handle Brushed black drilling: 01, 02, 18 H = 32 mm ⌀ 160 mm		no. 202 Metal- / Porcelain handle Ivory / Antique iron colour drilling: 01, 02, 18 H = 35 mm ⌀ 128 mm		no. 677 Metal knob Stainless steel finish drilling: 05 H = 38 mm
	no. 502 <small>NEW</small> Metal handle Black drilling: 01, 02, 18 H = 32 mm ⌀ 160 mm		no. 203 Metal- / Porcelain handle Ivory / Antique silver colour drilling: 01, 02, 18 H = 35 mm ⌀ 128 mm		no. 679 Metal knob Black drilling: 05 H = 38 mm
	no. 595 Metal handle Black / Stainless steel finish drilling: 01, 02, 18 H = 31 mm ⌀ 160 mm		no. 222 Metal handle Gold coloured drilling: 01, 02, 18 H = 27 mm ⌀ 160 mm		
	no. 616 Cast iron handle Black drilling: 01, 18 H = 28 ⌀ 96 mm		no. 276 Metal handle Antique iron colour drilling: 01, 02, 18 H = 32 mm ⌀ 160 mm		
	no. 715 Metal handle Brushed anthracite drilling: 01, 02, 18 H = 38 mm ⌀ 160 mm		no. 277 Metal handle Antique silver colour drilling: 01, 02, 18 H = 32 mm ⌀ 160 mm		
	no. 726 Metal handle Black drilling: 01, 02, 18 H = 35 mm ⌀ 160 mm		no. 280 Metal handle Antique iron colour drilling: 01, 02, 18 H = 30 mm ⌀ 128 mm		
	no. 732 Cast iron handle Black drilling: 01, 02, 18 H = 38 mm ⌀ 160 mm		no. 283 Metal handle Antique iron colour drilling: 01, 02, 18 H = 31 mm ⌀ 160 mm		
	no. 957 <small>NEW</small> Metal handle Black drilling: 01, 18 H = 21 mm ⌀ 160 mm		no. 284 Metal handle Antique silver colour drilling: 01, 02, 18 H = 31 mm ⌀ 160 mm		
				Unit price, handles	
				Please quote the handle number in your order!	
				Order no.: 9997 Points: 21,6	
				For handles subject to surcharges, the surcharge per handle will be invoiced in addition (see P. M 2.20).	

Handles selection subject to surcharge


Bow handles $\oplus \oplus$ 320 mm / 160 mm



no. 190
Bow handle
Brilliant chrome
Surcharge code: 7945
Points: 25,8
Drill pattern: 18
 $\oplus \oplus$ 320 / 160 mm | H: 33 mm



no. 211
Bow handle
Stainless steel finish
Surcharge code: 7945
Points: 25,8
Drill pattern: 18
 $\oplus \oplus$ 320 / 160 mm | H: 30 mm



no. 223
Bow handle
Gold coloured
Surcharge code: 7945
Points: 25,8
Drill pattern: 18
 $\oplus \oplus$ 320 / 160 mm | H: 27 mm




no. 409
Bow handle
Stainless steel finish
Surcharge code: 7945
Points: 25,8
Drill pattern: 18
 $\oplus \oplus$ 320 / 160 mm | H: 36 mm



no. 499
Bow handle
Brilliant chrome
Surcharge code: 7945
Points: 25,8
Drill pattern: 18
 $\oplus \oplus$ 320 / 160 mm | H: 30 mm




no. 515
Bow handle
Titanium-coloured
Surcharge code: 7945
Points: 25,8
Drill pattern: 18
 $\oplus \oplus$ 320 / 160 mm | H: 35 mm



no. 603
Bow handle
Stainless steel finish
Surcharge code: 7945
Points: 25,8
Drill pattern: 18
 $\oplus \oplus$ 320 / 160 mm | H: 38 mm



no. 709
Bow handle
Stainless steel finish
Surcharge code: 7945
Points: 25,8
Drill pattern: 18
 $\oplus \oplus$ 320 / 160 mm | H: 27 mm



no. 719
Bow handle
Chromed black
Surcharge code: 7945
Points: 25,8
Drill pattern: 18
 $\oplus \oplus$ 320 / 160 mm | H: 38 mm



no. 738
Bow handle
Stainless steel finish /
Glazed black
Surcharge code: 7945
Points: 25,8
Drill pattern: 18
 $\oplus \oplus$ 320 / 160 mm | H: 39 mm



BA Assignment

160	300 mm - 450 mm drawer, pull-out, door, flap
320	500 mm - 1200 mm drawer, pull-out, door, flap, folding-lifting

Tip:

For pull-outs and doors of 150 to 250 mm width, bow handles are supplied in handle position 02 (vertical).

Handles selection subject to surcharge

Metal / wooden handles



no. 019
Metal handle
Stainless steel finish
Surcharge code: 7945
Points: 25,8
Drill pattern: 02, 18
⌀ 192 mm | H: 35 mm

Note: Not possible with 300 mm wide drawer units.



no. 199
Wooden handle
Oak
Surcharge code: 7945
Points: 25,8
Drill pattern: 18
⌀ 160 mm | H: 20 mm


Please note: As this product is a natural product, colour variations may occur.



no. 210 **NEW**
Metal handle
Black / Anthracite brushed
Surcharge code: 7945
Points: 25,8
Drill pattern: 01, 02, 18
⌀ 160 mm | H: 43 mm



no. 514
Metal handle
Titanium-coloured
Surcharge code: 7945
Points: 25,8
Drill pattern: 01, 02, 18
⌀ 160 mm | H: 35 mm



no. 718
Metal handle
Chromed black
Surcharge code: 7945
Points: 25,8
Drill pattern: 01, 02, 18
⌀ 160 mm | H: 38 mm



no. 736
Metal handle
Stainless steel finish /
Glazed black
Surcharge code: 7945
Points: 25,8
Drill pattern: 01, 02, 18
⌀ 160 mm | H: 39 mm



no. 737
Wooden-metal handle /
Black
Surcharge code: 7945
Points: 25,8
Drill pattern: 02, 18
⌀ 192 mm | H: 36 mm

Note: Not possible with 300 mm wide drawer units.

Metal- / Leather handle



no. 188 **NEW**
Leather loop
Brown / Stainless steel finish
Surcharge code: 7945
Points: 25,8
Drill pattern: 01
⌀ 12 mm | H: 8 mm

Please note

As this leather handle is a natural product, variations in colour cannot be ruled out. Leather handles acquire signs of use over time, giving them an authentic, natural sheen that creates a unique atmosphere, particularly in living rooms. This natural ageing process is unavoidable over the long term.

Not allowed for the following ranges:

Cascada 684, Castello 224, Chalet 977, Nordic 497, Sylt 706, York 985

Handles selection subject to surcharge

Screw-on bar handles



no. 960
Screw-on bar handle
Stainless steel finish
Surcharge code: 7945
Points: 25,8
Drill pattern: 18
H: 17 mm



no. 990
Screw-on bar handle
Black
Surcharge code: 7945
Points: 25,8
Drill pattern: 18
H: 17 mm

BA	Assignment	2 holes
48	150 mm pull-out	
78	200 mm door, pull-out	
128	250 mm door	
128	300 mm drawer, pull-out, door	
192	WU door for 600 mm diagonal corner wall unit	
192	350 mm door	
218	400 mm drawer, pull-out, door	
BA	Assignment	3 holes
134	450 mm drawer, pull-out, door, flap	
160	500 mm drawer, pull-out, door, flap, folding-lifting door	
184	550 mm door	

BA	Assignment	4 holes
160	600 mm drawer, pull-out, door, flap, folding-lifting door	
192	30" (762 mm) drawer, pull-out, flap, door	
224	800 mm drawer, pull-out, flap, folding-lifting door	
256	900 mm drawer, pull-out, flap, folding-lifting door	
BA	Assignment	5 holes
192/217/217/192	1000 mm drawer, pull-out, flap, folding-lifting door	
256/253/253/256	1200 mm drawer, pull-out, flap, folding-lifting door	

Information

Not possible with Z-shaped units and diagonal pull-out units, as well as wall units with glass doors Square and Flat.
The pull-out on raised dishwashers is supplied with a handle, but not drill holes.

Not available for the following ranges:

Cascada 684, Castello 244, Chalet 977, Inline 526, Nordic 782, Pura 917, Sylt 706, York 985



Handles selection subject to surcharge

Railing handles



no. 370

Railing handle stainless steel finish

Surcharge code: 7945

Points: 25,8

Drill pattern: 02, 18

⌀ 184 - 793 mm | H: 30 mm



no. 620


Railing handle black

Surcharge code: 7945

Points: 25,8

Drill pattern: 02, 18

⌀ 184 - 793 mm | H: 35 mm



no. 650

Railing handle stainless steel finish

Surcharge code: 7945

Points: 25,8

Drill pattern: 02, 18

⌀ 184 - 793 mm | H: 35 mm



no. 890

Railing handle stainless steel finish

Surcharge code: 7945

Points: 25,8

Drill pattern: 02, 18

⌀ 184 - 793 mm | H: 36 mm



no. 900

Railing handle stainless steel finish

Surcharge code: 7945

Points: 25,8

Drill pattern: 02

⌀ 184 - 793 mm | H: 35 mm



no. 930


Railing handle stainless steel finish

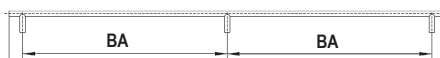
Surcharge code: 7945

Points: 25,8

Drill pattern: 02, 18

⌀ 184 - 793 mm | H: 40 mm

BA	Assignment	
184	300 mm drawer, pull-out	
234	350 mm door	
247	357 mm door	
261	371 mm door	
284	400 mm drawer, pull-out, door, 404 mm door	
319	429 mm door	
334	450 mm drawer, pull-out, door, flap, 448 mm door	
354	464 mm door	
384	500 mm drawer, pull-out, door, flap, folding-lifting door, 487 mm door	
391	501 mm door	
405	515 mm door	
447	557 mm door	
463	573 mm door	
484	600 mm drawer, pull-out, door, flap, folding-lifting door	
535	645 mm door	
540	650 mm door, 675 mm door	
607	717 mm door, 30" (756 mm) drawer, pull-out, door, flap	
679	789 mm door	
684	800 mm drawer, pull-out, flap, folding-lifting door	
751	861 mm door	
784	900 mm drawer, pull-out, flap, folding-lifting door	
793	903 mm door	


BA	Assignment	
411,5	933 mm door	
430	970 mm door	
442	1000 mm drawer, pull-out, flap, folding-lifting door	
447,5	1005 mm door	
457	1024 mm door	
483,5	1077 mm door, 1095 mm door	
502,5	1115 mm door	
519,5	1149 mm door	
542	1200 mm drawer, pull-out, flap, folding-lifting door	
555,5	1221 mm door	
566	1242 mm door	
583,5	1277 mm door	
591,5	1293 mm door	
627,5	1365 mm door	
663,5	1437 mm door	

Bar handles


Information for planning with bar handles

Designs with bar handles are particularly suitable for use in modern kitchen planning. The discreet shape of this handle design highlights the horizontal lines of the kitchen.


Please take care during planning that the bar handle creates the appearance of a continuous band in the kitchen. This ensures a harmonious overall visual impression.




no. 300
Bar handle
Stainless steel finish
Surcharge code: 7946
Points: 80,2
Drill pattern: 17
⊕ ⊕ in door width
H: 21 mm




no. 350
Bar handle
Stainless steel finish
Surcharge code: 7946
Points: 80,2
Drill pattern: 17
⊕ ⊕ in door width
H: 16 mm



no. 550
Bar handle
Stainless steel finish
Surcharge code: 7946
Points: 80,2
Drill pattern: 17
⊕ ⊕ in door width
H: 20 mm




no. 600
Bar handle
Black
Surcharge code: 7946
Points: 80,2
Drill pattern: 17
⊕ ⊕ in door width
H: 20 mm




no. 690
Bar handle
Alpine white
Surcharge code: 7946
Points: 80,2
Drill pattern: 17
⊕ ⊕ in door width
H: 16 mm



no. 710
Bar handle
Stone grey
Surcharge code: 7946
Points: 80,2
Drill pattern: 17
⊕ ⊕ in door width
H: 16 mm



no. 730
Bar handle
Slate grey
Surcharge code: 7946
Points: 80,2
Drill pattern: 17
⊕ ⊕ in door width
H: 16 mm



no. 760
Bar handle
Stainless steel finish
Surcharge code: 7946
Points: 80,2
Drill pattern: 17
⊕ ⊕ in door width
H: 16 mm



no. 870
Bar handle
Black
Surcharge code: 7946
Points: 80,2
Drill pattern: 17
⊕ ⊕ in door width
H: 16 mm

Information

Not possible with Z shaped units and diagonal pull-out units or wall unit with glass doors Square and Flat.

For certain appliance housings, an attached screw-type handle in handle position 18 is supplied instead (see information, chap. 6). When planning a hinged unit, adjacent to a unit of greater depth (e.g. wall unit next to a tall unit), hinge the front away from the adjacent deeper unit, to avoid a handle clash.

Always plan elements with connection and door hinge on the wall side with a filler (minimum dimension = 20 mm). If a filler cannot be planned, change the side of the door hinge.

It is not possible to position the bar handle on cooker housing units HUB-SL(-X) , or on all sink units with fixed panel.

Only available for the following ranges:


Artis 789, Easytouch 945, Fashion 406, Flash 648, Focus 312, Inox 808, Laser 615, Lux 555, Natura 157, Riva 371, Speed 351, StoneArt 566, Structura 382, Touch 317

Handles selection subject to surcharge

Bar handle 240 / 430



no. 240
Bar handle
Black
Surcharge code: 7946
Points: 80,2
Drill pattern: 19
⊕ ⊕ in door width



no. 430
Bar handle
Stainless steel finish
Surcharge code: 7946
Points: 80,2
Drill pattern: 19
⊕ ⊕ in door width

Information

Not possible with: Z shaped units, diagonal pull-out units, cooker housing unit HUB-SL(-X), base units with 5 drawers, mini base units with 4 drawers, drawers beneath worktops, BEKO built-under appliance BU 1153N / BU 1153HCN and equivalent appliances or with washing machines.

Planning multiple wall units above one another are not possible!

A worktop of 585 mm is recommended!

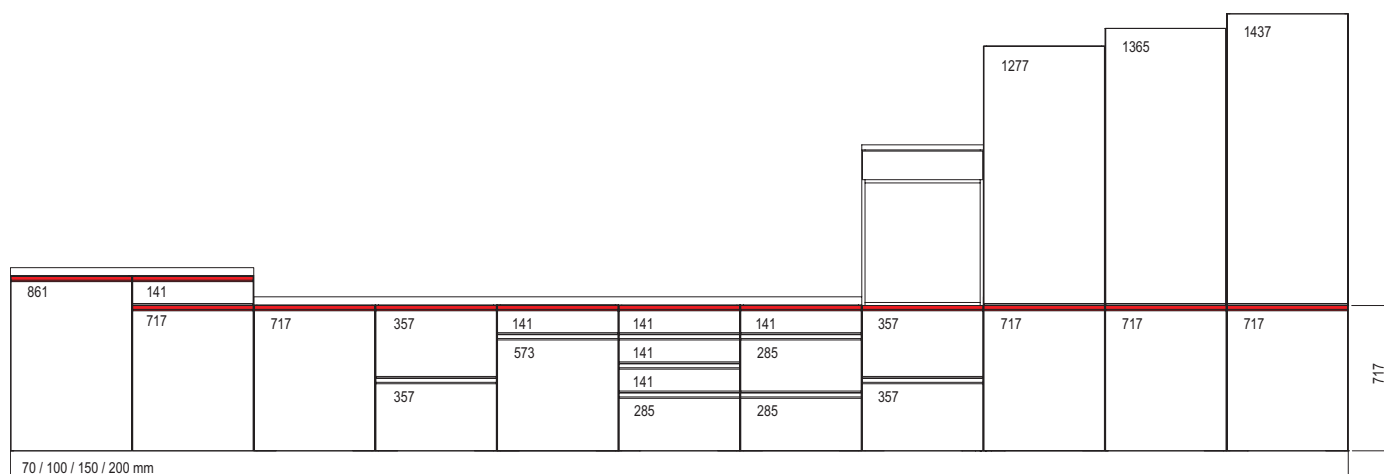
Only available for the following ranges:

Artis 789, Easytouch 945, Fashion 406, Flash 648, Focus 312, Inox 808, Laser 615, Lux 555, Natura 157, Riva 371, Speed 351, StoneArt 566, Structura 382, Touch 317

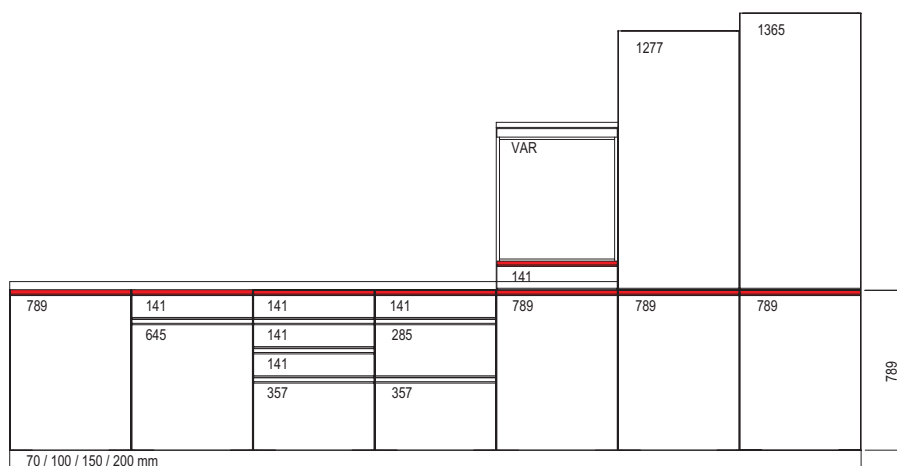
Appearance of the bar handle with drill pattern 19

Drill pattern 19 creates a continuous line directly below the bottom edge of the worktop and is ideal for designs with front design 720 mm, XL height 792 mm and Maxi-height 864 mm. The main position of the bar handle is below the worktop.

Appearance of base and tall units in Standard- and Maxi-height



Appearance of base and tall units in XL height



Vorspann - EN



nobilis